

# CAPITAL IMPROVEMENT PLAN (CIP)

A Capital Improvement Plan (CIP) is a five year planning instrument used by governments to identify needed capital projects and to coordinate financing and timing improvements in ways that maximize the return to the public. The CIP plans the development and/or rehabilitation of public property to protect it from deterioration, extend its useful life and preserve the county's prior investments.

The CIP determines the timing, sequence and location of capital projects. The CIP can, to an extent, influence growth patterns in areas of the county exercising influence over the scope and timing of demand-based expenditures. The capital project budgets provide the resources for facilities, improvements, equipment, and technology.

The CIP is dynamic. Each budget year, all projects in the CIP are reviewed, a call for new projects is made, and adjustments are made for future programming years arising from changes in the current year including funding, conditions or needs. Plan review continues throughout the year. The process is monitored, projects are re-evaluated and the plan is continuously updated.

A Capital Improvement Plan (CIP) is a long-range plan and program evaluation where all factors related to revenues and expenditures are balanced with community needs and desires in a way that maximizes the return to the public. The CIP includes new, expanded or rehabilitated facilities, infrastructure or major equipment that are relatively expensive and permanent.

Achieving a good CIP can be measured by the ability to:

- Visually represent the county's needs from corner to corner;
- Promote orderly development and redevelopment of the county's infrastructure and facilities, as well as equipment needs;
- Coordinate county improvements with those of our neighbors;
- Eliminate duplication of effort;
- Finance priority improvements in a way that avoids unplanned expenditures that will have a negative impact on the county's operating budget, and financing future projects that are currently unaffordable;
- Meet the needs of the county, and receive support as projects are implemented; and
- Develop a strategic, forward-thinking budget plan.

Capital improvement planning is a very exciting, proactive, "common sense" process that benefits our county now and for generations to come.

## The Capital Improvement Plan Benefits the County

The CIP promotes orderly, comprehensive replacement of capital facilities and equipment by providing continuity; minimizing disruption to citizens because the county is better able to schedule projects in a logical sequence; developing systematic schedules, plans and financing to insure cost effectiveness and conformance with established plans and policies.

The CIP preserves the county's capital investments by recognizing infrastructure development and/or maintenance, livability issues, customer service and sustainability; and meeting the county's future needs by planning for major capital improvements far in advance. The plan can eliminate the possibility of duplication of effort, time and money between and among the various public agencies. Potential shared costs with state, federal and neighboring communities and other levels and agencies of government can be better scheduled and related to identified project needs, methods of financing and construction.

The CIP supports long-range planning goals in adopted plans and policies by incorporating identified projects into the plan; creating the opportunity to move forward with any project at any given time should opportunities arise; preparing for long-range fiscal planning; enhancing the county's bond rating; and incorporating appropriation figures as the project budgets for CIP projects.

The CIP is an integral part of the budgeting process. The first year of the program represents the actual budgets for the capital projects, and ongoing operating costs associated with all capital projects are identified and budgeted.

## Capital Improvement Projects

A Capital Improvement Project is a major, non-recurring capital expenditure for an item with an expected useful life of greater than ten years. Examples of projects include:

- Construction, purchase, or major renovation of buildings, streets or other physical structures, including landscaping, costing more than \$50,000;
- Land purchases (excluding easements and rights-of-way);
- Capital materials and equipment or furnishings not associated with a construction project with a total cost of \$50,000 or more. Examples of these projects could include solid waste machinery and equipment, new carpeting in a facility, window replacement, roof replacement, etc.
- A project involving the purchase of several items of computer or communications equipment with a total cost of \$50,000 or more with a useful life of greater than five years. This can also include a scheduled replacement plan for computers and equipment, as well as the purchase or lease of software.

## Capital Project Budget

A Capital Project Budget contains the anticipated revenue and planned expenditures for an approved capital project. County Council appropriates funds by ordinance either during the budget adoption process or by supplemental appropriation. The Capital Project Budget becomes the legal level for expenditure control, and is reported in the Capital Projects Fund. Amendments, modifications or changes to a Capital Project Budget must be approved by County Council.

## Capital Improvement Plan Objectives

### Current Objectives:

- Introduce concept of a county-wide CIP process
- Incorporate CIP into budget process
- Create capital project budgets
- Create and maintain a dynamic CIP
- Create and publish an adopted CIP document

**Future Objectives:**

- Capital Project Budgets appropriated by County Council
- Enhance Planning Commission participation and ownership in the CIP process
- Enhance Boards and Commissions participation in the CIP process
- Enhance Public Participation in the CIP process
- Maintain a dynamic, policy-driven CIP

## **Support and Role Identification**

The Policy Team reviews the projects applications, assesses the projects (rates and weights), considers funding options and presents their findings to the County Administrator for incorporation of the first year into the proposed budget, and incorporates future years into the long-term financial forecast model. Because the CIP is dynamic, the plan may be updated during the year to recognize new projects and planned project changes. The Policy team is composed of staff members in the Budget Management Office and Finance Department, as well as the Assistant County Administrator.

County Council works with the Policy Team during the plan development. Council holds a Public Hearing, adopts the CIP and incorporates the CIP into the budget plan adoption process. Council may update the CIP during the year to recognize new projects and planned project changes. County Council also conducts public hearings and receives public input during the year before appropriating funds for capital project budgets.

The Planning Commission works with the Policy Team during the plan development, reviews the Policy Team's recommendations. The Planning Commission will be advised of new capital project applications brought forward during the year and added to the plan. Section 6-19-340 (A), (e) and (f) of State law requires the Planning Commission's participation in the review and adoption of a CIP.

Boards and Commissions are encouraged to participate in the plan development by identifying projects that need to be included in the review process.

The Public is encouraged to participate in the plan development by working with various Boards and Commissions and attending public hearings.

## **Capital Improvement Plan Document**

A separate FY 2010-14 Adopted Capital Improvement Plan document was approved by County Council in June, 2009. Included in the FY 2009/10 Adopted Operating Budget document is a summary of the Capital Improvement Plan. The entire document with complete project descriptions and financial information can be accessed at <http://www.spartanburgcounty.org>.

SPARTANBURG COUNTY, SOUTH CAROLINA  
FY 2009/10 ADOPTED OPERATING BUDGET

**BUDGET ORDINANCE NO. O-09-11**

A BUDGET ORDINANCE TO ESTABLISH CAPITAL PROJECT BUDGETS FOR  
THE 2009/2010 BUDGET YEAR OF THE FIVE-YEAR CAPITAL IMPROVEMENT  
PLAN.

**Part I**  
**Fiscal Year 2009/2010 Capital Budget**

SECTION 1. There is hereby appropriated the sum of \$10,947,079 for the 2009/2010 budget year of the Fiscal Year 2010-2014 Capital Improvement Plan, to the various projects specified in the capital budget incorporated by reference for the purposes therein stated, the following amounts:

REVENUES	FY 2009/10 BUDGET YEAR
9-1-1 Phone System Fund	\$237,000
Capital Lease Financing Proceeds	991,617
Capital Projects Reserve Fund	126,026
Community Development Block Grant	539,115
CSX Project Contribution	230,000
General Fund & Vehicle and Capital Equipment Reserve	490,002
Home Program	369,319
Parks and Recreation Current Revenues	478,000
Road Maintenance Fee Fund	5,964,000
Sale of Property – Vehicles and Capital Equipment	104,500
Solid Waste Fund Vehicle and Capital Equipment Reserve	139,500
State C Funds	1,038,000
Stormwater Fund	240,000
<b>Total Revenues</b>	<b>\$10,947,079</b>

**SPARTANBURG COUNTY, SOUTH CAROLINA  
FY 2009/10 ADOPTED OPERATING BUDGET**

EXPENDITURES	FY 2009/10 BUDGET YEAR
County Buildings and Facilities	\$200,000
Public Works – Roads and Intersections	5,047,000
Public Works – Bridges	2,285,000
Public Works – Sidewalks & Alternative Transportation	0
Public Works – Solid Waste	0
Public Works – Stormwater Management	140,000
Public Safety	0
Technology	1,281,101
Community and Economic Development	908,434
Vehicle and Capital Equipment Replacement	1,085,544
Parks and Recreation	0
<b>Total Expenditures</b>	<b>\$10,947,079</b>

Said appropriation, and corresponding revenue sources shall be allocated to various projects in accordance with the schedules attached hereto (Exhibits “A” and “B”) and incorporated as part of this ordinance.

SECTION 2. A bound copy of the Capital Improvement Plan supporting the appropriations set forth in this ordinance shall be attested to by the Clerk to County Council and maintained in the offices of the County Administrator, the Director of Budget Management, and the Clerk to County Council.

SECTION 3. The County Administrator shall have the authority to transfer appropriated funds within the designated expenditure categories as long as the projects fall under the same functional category. Significant changes to the scope of the project will require County Council approval through a resolution.

SECTION 4. Funds allocated but unspent during the fiscal year in capital accounts designated in the County Administrator’s Recommended Budget shall be recognized as part of a multi-year capital projects funding and be carried forward and transferred to the Capital Project Fund for the purpose of completing each capital project.

**Part II  
Enacting Provisions**

SECTION 1. If any section or item or any part of this Budget Ordinance shall be declared invalid, it shall not be construed to affect the validity of any other section or item hereof.

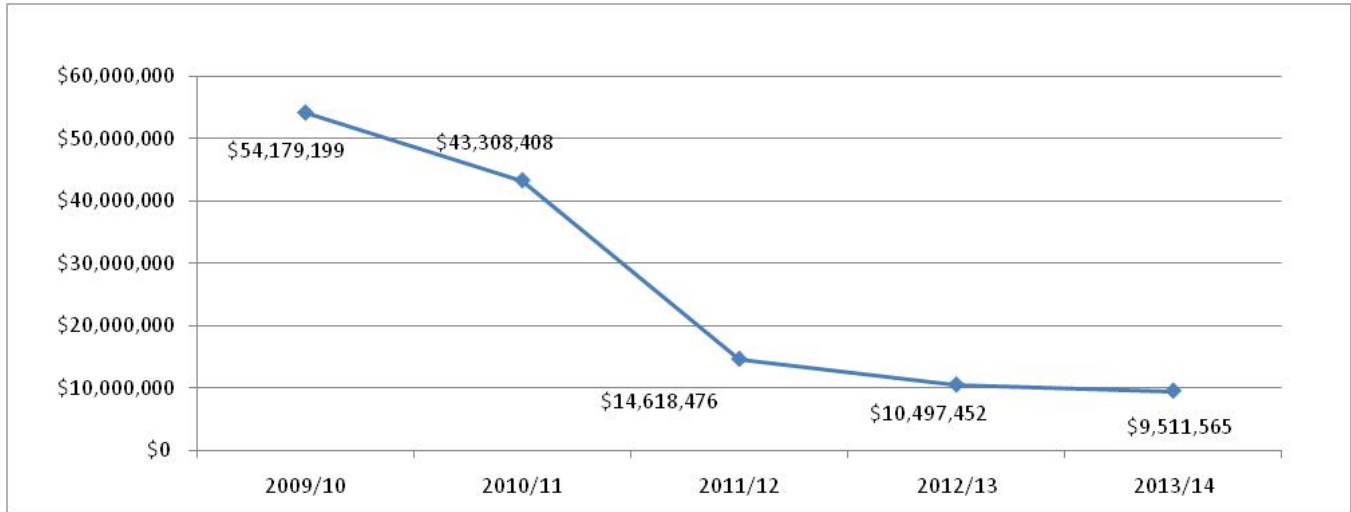
SECTION 2. All provisions of Part I of this Ordinance shall take effect on the 1<sup>st</sup> day of July, 2009.

**SPARTANBURG COUNTY, SOUTH CAROLINA  
FY 2009/10 ADOPTED OPERATING BUDGET**

SECTION 3. The Spartanburg County Capital Improvement Plan shall be reviewed and revised by the County Council annually based on established priorities and subject to availability of funding. The County Administrator shall be charged with the responsibility of administering the Plan, including property acquisitions, sales or divestures and leases, necessary to achieve the ultimate Plan goals as established by County Council.

**SPARTANBURG COUNTY, SOUTH CAROLINA  
FY 2009/10 ADOPTED OPERATING BUDGET**

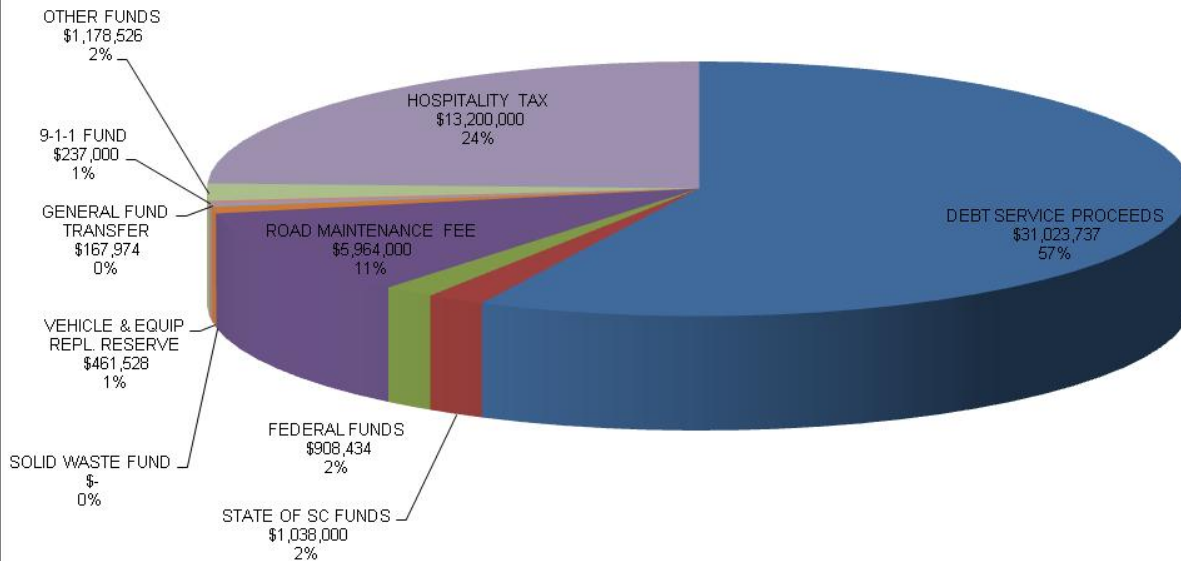
## FY 2010-14 ADOPTED CAPITAL IMPROVEMENT PLAN FUNDING SOURCE AND EXPENDITURE OVERVIEW



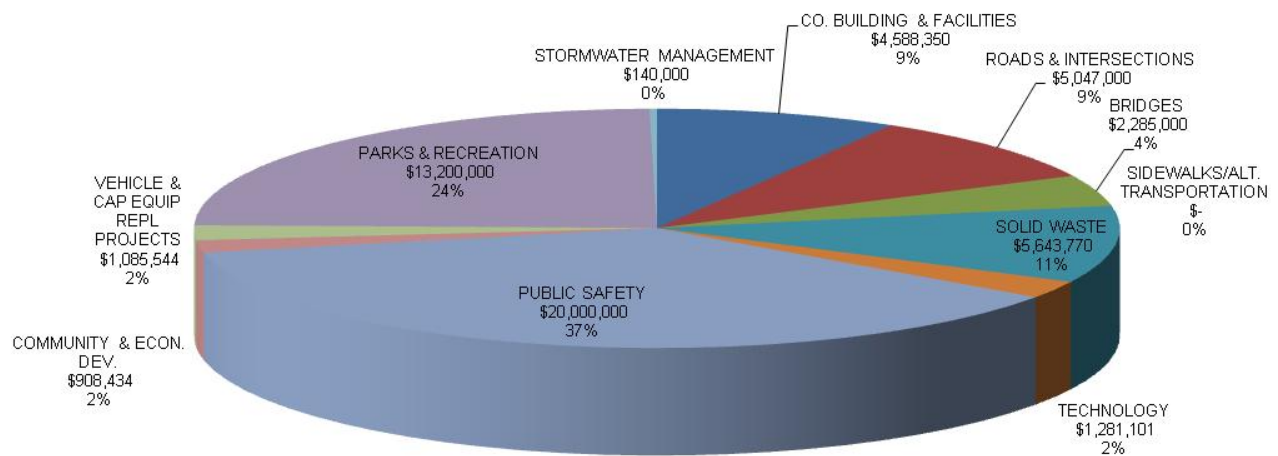
FUNDING SOURCE	FY 2009/10	FY 2010/11	FY 2011/12	FY 2012/13	FY 2013/14	TOTAL FY10-14
9-1-1 PHONE FUND	237,000	237,000	237,000	237,000	130,000	1,078,000
CAPITAL LEASE FINANCING PROCEEDS	991,617	3,235,823	1,311,118	1,321,176	709,134	7,568,868
CAPITAL PROJECTS RESERVE FUND	126,026	0	0	0	0	126,026
EMERGENCY MEDICAL SERVICES REVENUES	0	0	0	0	0	0
FEDERAL FUNDS	908,434	0	0	0	0	908,434
GENERAL FUND TRANSFER	167,974	200,000	450,000	450,000	450,000	1,717,974
GENERAL OBLIGATION BONDS	23,868,350	15,000,000	836,000	0	0	39,704,350
HOSPITALITY TAX (incl. COPs issue)	13,200,000	7,100,000	3,000,000	0	0	23,300,000
OTHER FUNDS & REVENUES	334,500	468,400	227,000	190,600	223,200	1,443,700
PALMETTO LANDFILL FUND	0	0	0	0	0	0
PARKS & RECREATION CURRENT REVENUES	478,000	740,730	477,107	208,075	248,571	2,152,483
ROAD MAINTENANCE FEE FUND	5,964,000	5,959,000	5,763,550	6,389,800	4,360,000	28,436,350
SHERIFF'S OFFICE - CONFISCATED ASSETS	0	0	0	0	0	0
SOLID WASTE FUND	0	0	0	0	0	0
SOLID WASTE REVENUE BOND - FY 2009/10	6,163,770	7,750,000	0	0	0	13,913,770
STATE OF SOUTH CAROLINA FUNDS/GRANTS	1,038,000	1,038,000	1,038,000	1,038,000	1,038,000	5,190,000
STORMWATER FUND	240,000	460,300	139,200	125,000	125,000	1,089,500
VEHICLE & CAP EQUIP REPLACEMENT RES.	461,528	1,119,155	1,139,501	537,801	2,227,660	5,485,645
<b>ALL COUNTY CAPITAL FUNDING SOURCES</b>	<b>54,179,199</b>	<b>43,308,408</b>	<b>14,618,476</b>	<b>10,497,452</b>	<b>9,511,565</b>	<b>132,115,100</b>
EXPENDITURE CATEGORY	FY 2009/10	FY 2010/11	FY 2011/12	FY 2012/13	FY 2013/14	TOTAL FY10-14
CO. BUILDING & FACILITY PROJECTS	4,588,350	200,000	1,036,000	200,000	200,000	6,224,350
ROAD & INTERSECTION PROJECTS	5,047,000	5,082,000	5,635,300	6,014,000	5,098,000	26,876,300
BRIDGE PROJECTS	2,285,000	2,040,000	1,291,250	1,538,800	425,000	7,580,050
SIDEWALK/ALT. TRANSPORTATION PROJECTS	0	0	250,000	250,000	250,000	750,000
SOLID WASTE PROJECTS	5,643,770	7,750,000	0	0	0	13,393,770
STORMWATER MANAGEMENT PROJECTS	140,000	335,300	0	0	0	475,300
TECHNOLOGY PROJECTS	1,281,101	1,401,380	996,151	816,000	751,888	5,246,520
PUBLIC SAFETY PROJECTS	20,000,000	15,000,000	0	0	0	35,000,000
COMMUNITY & ECON. DEV. PROJECTS	908,434	0	0	0	0	908,434
VEHICLE & CAP EQUIP REPL PROJECTS	1,085,544	4,399,728	2,409,775	1,678,652	2,786,677	12,360,376
PARKS & RECREATION PROJECTS	13,200,000	7,100,000	3,000,000	0	0	23,300,000
<b>ALL COUNTY CAPITAL EXPENDITURES</b>	<b>54,179,199</b>	<b>43,308,408</b>	<b>14,618,476</b>	<b>10,497,452</b>	<b>9,511,565</b>	<b>132,115,100</b>

# FY 2009/10 ADOPTED CAPITAL YEAR BUDGET

**FY 2009/10 CAPITAL PROJECT FUNDING SOURCES**  
**\$54,179,199**



**FY 2009/10 CAPITAL PROJECT EXPENDITURES**  
**\$54,179,199**



**SPARTANBURG COUNTY, SOUTH CAROLINA  
FY 2009/10 ADOPTED OPERATING BUDGET**

**FY 2010-14 ADOPTED  
CAPITAL IMPROVEMENT PLAN  
ADOPTED PROJECTS WITH APPLICABLE FUNDING SOURCES**

PROJECT	TOTAL PROJECT COST	COMMITTED FUNDING	FY 2009/10	FY 2010/11	FY 2011/12	FY 2012/13	FY 2013/14	FY 2010-14 TOTAL
<b>1 COUNTY BUILDINGS &amp; FACILITIES</b>								
<b>A Main Detention Facility Repairs and Maintenance</b>								
General Fund Transfer	900,000	150,000	150,000	150,000	150,000	150,000	150,000	750,000
<b>Total, Main Detention Facility Repairs &amp; Maint.</b>	900,000	150,000	150,000	150,000	150,000	150,000	150,000	750,000
<b>B Evans Building Improvements</b>								
General Obligation Bond - FY 11/12	0	0	0	0	630,000	0	0	630,000
General Fund Transfer	217,974	0	17,974	50,000	50,000	50,000	50,000	217,974
Capital Projects Reserve Fund	302,026	270,000	32,026	0	0	0	0	32,026
<b>Total, Evans Building Improvements</b>	1,150,000	270,000	50,000	50,000	680,000	50,000	50,000	880,000
<b>C Boiler Replacement @ Courthouse</b>								
General Obligation Bond - FY 2009/10	490,000	0	490,000	0	0	0	0	490,000
<b>Total, Boiler Replacement</b>	490,000	0	490,000	0	0	0	0	490,000
<b>D Administration Building Air Cooled Chiller</b>								
General Obligation Bond - FY 2009/10	250,000	0	250,000	0	0	0	0	250,000
<b>Total, Admin. Building Air Cooled Chiller</b>	250,000	0	250,000	0	0	0	0	250,000
<b>E Roof Replacement @ Admin, Courthouse &amp; ESA</b>								
General Obligation Bond - FY 2009/10	972,000	0	972,000	0	0	0	0	972,000
<b>Total, Roof Replacement</b>	972,000	0	972,000	0	0	0	0	972,000
<b>F Facility HVAC Controls</b>								
General Obligation Bond - FY 2009/10	160,000	0	160,000	0	0	0	0	160,000
<b>Total, Facility HVAC Controls</b>	160,000	0	160,000	0	0	0	0	160,000
<b>G County Facility Stair, Sidewalk &amp; Ramp Repair</b>								
General Obligation Bond - FY 2009/10	170,000	0	170,000	0	0	0	0	170,000
<b>Total, Stair, Sidewalk &amp; Ramp Repair</b>	170,000	0	170,000	0	0	0	0	170,000
<b>H Automatic Gate Replacement @ Detention Facility</b>								
General Obligation Bond - FY 2009/10	140,000	0	140,000	0	0	0	0	140,000
<b>Total, Automatic Gate Replacement</b>	140,000	0	140,000	0	0	0	0	140,000
<b>I Parking Lot Repaving (Admin, Evans, Sheriff)</b>								
General Obligation Bond - FY 2009/10	715,000	0	715,000	0	0	0	0	715,000
Stormwater Fund	50,000	50,000	0	0	0	0	0	0
General Obligation Bond - FY 2011/12	206,000	0	0	0	206,000	0	0	206,000
<b>Total, Parking Lot Repaving</b>	971,000	50,000	715,000	0	206,000	0	0	921,000
<b>J Wellford Landfill New Office Bldg. &amp; Shop Relocation</b>								
Solid Waste Revenue Bond FY 2009/10	520,000	0	520,000	0	0	0	0	520,000
<b>Total, New Office Building @ Wellford Landfill</b>	520,000	0	520,000	0	0	0	0	520,000
<b>K Main Detention Facility Kitchen &amp; Laundry Upgrades</b>								
General Obligation Bond - FY 2009/10	197,350	0	197,350	0	0	0	0	197,350
<b>Total, Detention Kitchen &amp; Laundry Upgrades</b>	197,350	0	197,350	0	0	0	0	197,350
<b>L Main Detention Facility Water Controls</b>								
General Obligation Bond - FY 2009/10	690,000	0	690,000	0	0	0	0	690,000
<b>Total, Main Detention Facility Water Controls</b>	690,000	0	690,000	0	0	0	0	690,000
<b>M Carbon Dioxide Controllers</b>								
General Obligation Bond - FY 2009/10	84,000	0	84,000	0	0	0	0	84,000
<b>Total, Main Detention Facility Water Controls</b>	84,000	0	84,000	0	0	0	0	84,000
<b>TOTAL, ALL CO. BUILDING &amp; FACILITY PROJECTS</b>	6,694,350	470,000	4,588,350	200,000	1,036,000	200,000	200,000	6,224,350

**SPARTANBURG COUNTY, SOUTH CAROLINA  
FY 2009/10 ADOPTED OPERATING BUDGET**

PROJECT	TOTAL	COMMITTED	FY	FY	FY	FY	FY	FY 2010-14
	PROJECT COST	FUNDING	2009/10	2010/11	2011/12	2012/13	2013/14	TOTAL
<b>2 ROADS AND INTERSECTIONS</b>								
<b>A Countywide Asphalt Resurfacing</b>								
Road Maintenance Fee	21,172,000	5,672,000	3,100,000	3,100,000	3,100,000	3,100,000	3,100,000	15,500,000
General Fund Transfer	750,000	750,000	0	0	0	0	0	0
State C Funds	7,266,000	2,076,000	1,038,000	1,038,000	1,038,000	1,038,000	1,038,000	5,190,000
<b>Total, Countywide Asphalt Resurfacing</b>	<b>29,188,000</b>	<b>8,498,000</b>	<b>4,138,000</b>	<b>4,138,000</b>	<b>4,138,000</b>	<b>4,138,000</b>	<b>4,138,000</b>	<b>20,690,000</b>
<b>B Countywide Dirt Road Resurfacing</b>								
Road Maintenance Fee	827,000	201,000	109,000	99,000	107,000	151,000	160,000	626,000
General Fund Transfer	40,000	40,000	0	0	0	0	0	0
<b>Total, Countywide Dirt Road Surfacing</b>	<b>867,000</b>	<b>241,000</b>	<b>109,000</b>	<b>99,000</b>	<b>107,000</b>	<b>151,000</b>	<b>160,000</b>	<b>626,000</b>
<b>C Municipal Road Projects</b>								
Road Maintenance Fee	5,250,000	1,375,000	775,000	775,000	775,000	775,000	775,000	3,875,000
<b>Total, Municipal Road Projects</b>	<b>5,250,000</b>	<b>1,375,000</b>	<b>775,000</b>	<b>775,000</b>	<b>775,000</b>	<b>775,000</b>	<b>775,000</b>	<b>3,875,000</b>
<b>D Traffic Calming</b>								
Road Maintenance Fee	125,000	0	25,000	25,000	25,000	25,000	25,000	125,000
General Fund Transfer	100,000	100,000	0	0	0	0	0	0
<b>Total, Traffic Calming</b>	<b>225,000</b>	<b>100,000</b>	<b>25,000</b>	<b>25,000</b>	<b>25,000</b>	<b>25,000</b>	<b>25,000</b>	<b>125,000</b>
<b>E Gin House Road Widening</b>								
Road Maintenance Fee	480,000	0	0	0	0	480,000	0	480,000
<b>Total, Gin House Road Widening</b>	<b>480,000</b>	<b>0</b>	<b>0</b>	<b>0</b>	<b>0</b>	<b>480,000</b>	<b>0</b>	<b>480,000</b>
<b>F Westmoreland Road Widening</b>								
Road Maintenance Fee	890,000	0	0	0	445,000	445,000	0	890,000
<b>Total, Westmoreland Road Widening</b>	<b>890,000</b>	<b>0</b>	<b>0</b>	<b>0</b>	<b>445,000</b>	<b>445,000</b>	<b>0</b>	<b>890,000</b>
<b>G Society Hill Road Improvements</b>								
Road Maintenance Fee	190,300	0	0	45,000	145,300	0	0	190,300
<b>Total, Society Hill Road Improvements</b>	<b>190,300</b>	<b>0</b>	<b>0</b>	<b>45,000</b>	<b>145,300</b>	<b>0</b>	<b>0</b>	<b>190,300</b>
<b>TOTAL, ALL ROAD &amp; INTERSECTION PROJECTS</b>								
	<b>37,090,300</b>	<b>10,214,000</b>	<b>5,047,000</b>	<b>5,082,000</b>	<b>5,635,300</b>	<b>6,014,000</b>	<b>5,098,000</b>	<b>26,876,300</b>
<b>3 BRIDGES</b>								
<b>A Countywide Bridge &amp; Culvert Repair &amp; Maintenance</b>								
Road Maintenance Fee	1,575,050	115,000	325,000	275,000	266,250	293,800	300,000	1,460,050
Stormwater Fund	700,000	100,000	100,000	125,000	125,000	125,000	125,000	600,000
General Fund	520,000	520,000	0	0	0	0	0	0
<b>Total, Co. Bridge &amp; Culvert Repair &amp; Maint.</b>	<b>2,795,050</b>	<b>735,000</b>	<b>425,000</b>	<b>400,000</b>	<b>391,250</b>	<b>418,800</b>	<b>425,000</b>	<b>2,060,050</b>
<b>B Double Branch Road Bridge Stabilization</b>								
Road Maintenance Fee	400,000	0	400,000	0	0	0	0	400,000
<b>Total, Double Branch Road Bridge Replacement</b>	<b>400,000</b>	<b>0</b>	<b>400,000</b>	<b>0</b>	<b>0</b>	<b>0</b>	<b>0</b>	<b>400,000</b>
<b>C Ezell Road Bridge Replacement</b>								
CSX Project Contribution	130,000	0	130,000	0	0	0	0	130,000
Road Maintenance Fee	1,020,000	0	1,020,000	0	0	0	0	1,020,000
<b>Total, Kist Road Bridge Replacement</b>	<b>1,150,000</b>	<b>0</b>	<b>1,150,000</b>	<b>0</b>	<b>0</b>	<b>0</b>	<b>0</b>	<b>1,150,000</b>
<b>D Runion Road Bridge Replacement</b>								
Road Maintenance Fee	600,000	0	110,000	490,000	0	0	0	600,000
<b>Total, Runion Road Bridge Replacement</b>	<b>600,000</b>	<b>0</b>	<b>110,000</b>	<b>490,000</b>	<b>0</b>	<b>0</b>	<b>0</b>	<b>600,000</b>
<b>E Overhead Bridge Road Bridge Replacement</b>								
CSX Project Contribution	100,000	0	100,000	0	0	0	0	100,000
State C-Funds	733,000	733,000	0	0	0	0	0	0
Road Maintenance Fee	100,000	0	100,000	0	0	0	0	100,000
<b>Total, Clark Road Bridge Replacement</b>	<b>933,000</b>	<b>733,000</b>	<b>200,000</b>	<b>0</b>	<b>0</b>	<b>0</b>	<b>0</b>	<b>200,000</b>
<b>F Clark Road Bridge Replacement</b>								
Road Maintenance Fee	995,000	0	0	995,000	0	0	0	995,000
<b>Total, Clark Road Bridge Replacement</b>	<b>995,000</b>	<b>0</b>	<b>0</b>	<b>995,000</b>	<b>0</b>	<b>0</b>	<b>0</b>	<b>995,000</b>
<b>G Hampton Road Bridge Replacement</b>								
Road Maintenance Fee	1,055,000	0	0	155,000	900,000	0	0	1,055,000
<b>Total, Hampton Road Bridge Replacement</b>	<b>1,055,000</b>	<b>0</b>	<b>0</b>	<b>155,000</b>	<b>900,000</b>	<b>0</b>	<b>0</b>	<b>1,055,000</b>
<b>H Kist Road Bridge Replacement</b>								
Road Maintenance Fee	1,120,000	0	0	0	0	1,120,000	0	1,120,000
<b>Total, Kist Road Bridge Replacement</b>	<b>1,120,000</b>	<b>0</b>	<b>0</b>	<b>0</b>	<b>0</b>	<b>1,120,000</b>	<b>0</b>	<b>1,120,000</b>
<b>TOTAL, ALL BRIDGE PROJECTS</b>								
	<b>9,048,050</b>	<b>1,468,000</b>	<b>2,285,000</b>	<b>2,040,000</b>	<b>1,291,250</b>	<b>1,538,800</b>	<b>425,000</b>	<b>7,580,050</b>

**SPARTANBURG COUNTY, SOUTH CAROLINA  
FY 2009/10 ADOPTED OPERATING BUDGET**

PROJECT	TOTAL PROJECT COST	COMMITTED FUNDING	FY 2009/10	FY 2010/11	FY 2011/12	FY 2012/13	FY 2013/14	FY 2010-14 TOTAL
<b>4 SIDEWALKS &amp; ALTERNATIVE TRANSPORTATION</b>								
<b>A Countywide Sidewalk Replacement Program</b>								
General Fund Transfer	450,000	0	0	0	150,000	150,000	150,000	450,000
<b>Total, Multi-Modal Transportation Infrastructure</b>	450,000	0	0	0	150,000	150,000	150,000	450,000
<b>B Multi-Modal Transportation Infrastructure</b>								
General Fund Transfer	465,000	165,000	0	0	100,000	100,000	100,000	300,000
<b>Total, Multi-Modal Transportation Infrastructure</b>	465,000	165,000	0	0	100,000	100,000	100,000	300,000
<b>TOTAL, ALL SIDEWALKS &amp; ALT. TRANSPORTATION</b>	915,000	165,000	0	0	250,000	250,000	250,000	750,000
PROJECT	TOTAL PROJECT COST	COMMITTED FUNDING	FY 2009/10	FY 2010/11	FY 2011/12	FY 2012/13	FY 2013/14	FY 2010-14 TOTAL
<b>5 SOLID WASTE</b>								
<b>A Phase V MSW Landfill Closure</b>								
Solid Waste Revenue Bond - FY 2009/10	4,800,000	0	2,300,000	2,500,000	0	0	0	4,800,000
<b>Total, Phase V MSW Landfill Closure</b>	4,800,000	0	2,300,000	2,500,000	0	0	0	4,800,000
<b>B Phase VI MSW Cell 2 Construction</b>								
Solid Waste Revenue Bond - FY 2009/10	4,100,000	0	300,000	3,800,000	0	0	0	4,100,000
<b>Total, Phase VI MSW Cell 2 Construction</b>	4,100,000	0	300,000	3,800,000	0	0	0	4,100,000
<b>C Wellford Landfill MSW Disposal Permitting</b>								
Solid Waste Fund	150,000	150,000	0	0	0	0	0	0
Solid Waste Revenue Bond - FY 2009/10	200,000	0	200,000	0	0	0	0	200,000
<b>Total, Wellford Landfill MSW Disposal</b>	350,000	150,000	200,000	0	0	0	0	200,000
<b>D Construction &amp; Demolition Landfill Expansion</b>								
Solid Waste Fund	100,000	100,000		0	0	0	0	0
Solid Waste Revenue Bond - FY 2009/10	2,900,000	0	1,450,000	1,450,000	0	0	0	2,900,000
<b>Total, Construction &amp; Demolition Landfill Exp.</b>	3,000,000	100,000	1,450,000	1,450,000	0	0	0	2,900,000
<b>E Recycling Yard Relocation</b>								
Solid Waste Revenue Bond - FY 2009/10	317,000	0	317,000	0	0	0	0	317,000
<b>Total, Recycling Yard Relocation</b>	317,000	0	317,000	0	0	0	0	317,000
<b>F Wellford Landfill Road Improvements</b>								
Solid Waste Revenue Bond - FY 2009/10	466,000	0	466,000	0	0	0	0	466,000
<b>Total, Wellford Landfill Road Improvements</b>	466,000	0	466,000	0	0	0	0	466,000
<b>G Wellford Landfill Methane Recovery Project</b>								
Solid Waste Fund	1,000,000	1,000,000	0	0	0	0	0	0
Solid Waste Revenue Bond - FY 2009/10	610,770	0	610,770	0	0	0	0	610,770
<b>Total, Wellford Methane Recovery Project</b>	1,610,770	1,000,000	610,770	0	0	0	0	610,770
<b>TOTAL, ALL SOLID WASTE PROJECTS</b>	14,643,770	1,250,000	5,643,770	7,750,000	0	0	0	13,393,770
PROJECT	TOTAL PROJECT COST	COMMITTED FUNDING	FY 2009/10	FY 2010/11	FY 2011/12	FY 2012/13	FY 2013/14	FY 2010-14 TOTAL
<b>6 STORMWATER MANAGEMENT</b>								
<b>A Habitat Way Drainage Improvements</b>								
Stormwater Fund	140,000	0	140,000	0	0	0	0	140,000
<b>Total, Edgecombe Road Drainage Improvements</b>	140,000	0	140,000	0	0	0	0	140,000
<b>B Stormwater Management Capital Equipment</b>								
Stormwater Fund	335,300	0	0	335,300	0	0	0	335,300
<b>Total, Stormwater Management Capital Equip.</b>	335,300	0	0	335,300	0	0	0	335,300
<b>TOTAL, ALL STORMWATER MANAGEMENT PROJEC</b>	475,300	0	140,000	335,300	0	0	0	475,300
PROJECT	TOTAL PROJECT COST	COMMITTED FUNDING	FY 2009/10	FY 2010/11	FY 2011/12	FY 2012/13	FY 2013/14	FY 2010-14 TOTAL
<b>7 PUBLIC SAFETY</b>								
<b>A Main Detention Facility Expansion</b>								
Capital Projects Reserve Fund	1,100,000	1,100,000	0	0	0	0	0	0
General Obligation Bond - FY 2009/10	35,000,000	0	20,000,000	15,000,000	0	0	0	35,000,000
<b>Total, Main Detention Facility Expansion</b>	36,100,000	1,100,000	20,000,000	15,000,000	0	0	0	35,000,000
<b>TOTAL, ALL PUBLIC SAFETY PROJECTS</b>	36,100,000	1,100,000	20,000,000	15,000,000	0	0	0	35,000,000

**SPARTANBURG COUNTY, SOUTH CAROLINA  
FY 2009/10 ADOPTED OPERATING BUDGET**

PROJECT	TOTAL PROJECT COST	COMMITTED FUNDING	FY 2009/10	FY 2010/11	FY 2011/12	FY 2012/13	FY 2013/14	FY 2010-14 TOTAL
<b>8 TECHNOLOGY</b>								
<b>A 9-1-1 System &amp; CPE Upgrade and Replacement</b>								
9-1-1 Phone System Fund	642,000	214,000	107,000	107,000	107,000	107,000	0	428,000
<b>Total, 9-1-1 System &amp; CPE Upgrade and Repl.</b>	<b>642,000</b>	<b>214,000</b>	<b>107,000</b>	<b>107,000</b>	<b>107,000</b>	<b>107,000</b>	<b>0</b>	<b>428,000</b>
<b>B Computer Aided Dispatch System Replacement</b>								
9-1-1 Phone System Fund	650,000	0	130,000	130,000	130,000	130,000	130,000	650,000
<b>Total, Computer Aided Dispatch System Repl.</b>	<b>650,000</b>	<b>0</b>	<b>130,000</b>	<b>130,000</b>	<b>130,000</b>	<b>130,000</b>	<b>130,000</b>	<b>650,000</b>
<b>C County Network Infrastructure</b>								
General Fund Transfer	147,000	147,000	0	0	0	0	0	0
Capital Lease Proceeds	399,850	0	128,213	31,637	0	102,000	138,000	399,850
<b>Total, County Network Infrastructure</b>	<b>546,850</b>	<b>147,000</b>	<b>128,213</b>	<b>31,637</b>	<b>0</b>	<b>102,000</b>	<b>138,000</b>	<b>399,850</b>
<b>D County Servers &amp; Software Upgrade</b>								
General Fund Transfer	197,000	197,000	0	0	0	0	0	0
Capital Lease Proceeds	357,664	0	110,888	110,888	0	25,000	110,888	357,664
<b>Total, County Services &amp; Software Upgrade</b>	<b>554,664</b>	<b>197,000</b>	<b>110,888</b>	<b>110,888</b>	<b>0</b>	<b>25,000</b>	<b>110,888</b>	<b>357,664</b>
<b>E Desktop and Portable Computer Replacement</b>								
Capital Lease Proceeds	1,865,000	0	373,000	373,000	373,000	373,000	373,000	1,865,000
<b>Total, Desktop and Portable Computer Repl.</b>	<b>1,865,000</b>	<b>0</b>	<b>373,000</b>	<b>373,000</b>	<b>373,000</b>	<b>373,000</b>	<b>373,000</b>	<b>1,865,000</b>
<b>F Server Environment Upgrade</b>								
Capital Projects Reserve Fund	94,000	0	94,000	0	0	0	0	94,000
<b>Total, Server Environment Upgrade</b>	<b>94,000</b>	<b>0</b>	<b>94,000</b>	<b>0</b>	<b>0</b>	<b>0</b>	<b>0</b>	<b>94,000</b>
<b>G Parks Information Technology Infrastructure</b>								
Parks and Recreation Current Revenues	1,452,006	0	338,000	648,855	386,151	79,000	0	1,452,006
<b>Total, Parks Information Technology Infrastruct.</b>	<b>1,452,006</b>	<b>0</b>	<b>338,000</b>	<b>648,855</b>	<b>386,151</b>	<b>79,000</b>	<b>0</b>	<b>1,452,006</b>
<b>TOTAL, ALL TECHNOLOGY PROJECTS</b>	<b>5,804,520</b>	<b>558,000</b>	<b>1,281,101</b>	<b>1,401,380</b>	<b>996,151</b>	<b>816,000</b>	<b>751,888</b>	<b>5,246,520</b>
<b>9 COMMUNITY &amp; ECONOMIC DEVELOPMENT</b>								
<b>A Target Community Infrastructure Improvements</b>								
Community Development Block Grant (CDBG)	523,115	307,500	215,615	0	0	0	0	215,615
<b>Total, Startex Community Infrastructure</b>	<b>523,115</b>	<b>307,500</b>	<b>215,615</b>	<b>0</b>	<b>0</b>	<b>0</b>	<b>0</b>	<b>215,615</b>
<b>B Affordable Housing and Housing Rehabilitation</b>								
HOME Program	447,066	77,747	369,319	0	0	0	0	369,319
Community Development Block Grant (CDBG)	527,771	320,271	207,500	0	0	0	0	207,500
<b>Total, Affordable Housing &amp; Housing Rehab.</b>	<b>974,837</b>	<b>398,018</b>	<b>576,819</b>	<b>0</b>	<b>0</b>	<b>0</b>	<b>0</b>	<b>576,819</b>
<b>C Mayo Community Water System Improvements</b>								
Community Development Block Grante (CDBG)	66,000	0	66,000	0	0	0	0	66,000
<b>Total, Mayo Community Water System Expansion</b>	<b>66,000</b>	<b>0</b>	<b>66,000</b>	<b>0</b>	<b>0</b>	<b>0</b>	<b>0</b>	<b>66,000</b>
<b>D Emergency Countywide Infrastructure Repairs</b>								
Community Development Block Grant (CDBG)	50,000	0	50,000	0	0	0	0	50,000
<b>Total, Emergency Countywide Infrastructure Rep.</b>	<b>50,000</b>	<b>0</b>	<b>50,000</b>	<b>0</b>	<b>0</b>	<b>0</b>	<b>0</b>	<b>50,000</b>
<b>TOTAL, ALL COMMUNITY &amp; ECON. DEV. PROJECTS</b>	<b>1,613,952</b>	<b>705,518</b>	<b>908,434</b>	<b>0</b>	<b>0</b>	<b>0</b>	<b>0</b>	<b>908,434</b>
<b>10 VEHICLE AND CAPITAL EQUIPMENT REPLACEMENT</b>								
<b>A General Fund Vehicle &amp; Capital Equip Replacement</b>								
General Fund Vehicle & Capital Equip. Reserve	4,122,285	805,100	322,028	430,355	621,901	397,901	1,545,000	3,317,185
Sheriffs Office - Confiscated Assets	200,000	200,000	0	0	0	0	0	0
Capital Lease Financing Proceeds	6,599,711	1,653,357	379,516	2,720,298	938,118	821,176	87,246	4,946,354
Sale of Property - Vehicles & Capital Equipment	1,187,000	282,000	94,500	366,000	159,500	160,000	125,000	905,000
<b>Total, General Fund Veh. &amp; Cap. Equip. Fund</b>	<b>12,108,996</b>	<b>2,940,457</b>	<b>796,044</b>	<b>3,516,653</b>	<b>1,719,519</b>	<b>1,379,077</b>	<b>1,757,246</b>	<b>9,168,539</b>
<b>B Parks &amp; Rec Fund Vehicle and Capital Equip Repl.</b>								
Parks & Recreation Current Revenues	971,177	270,700	140,000	91,875	90,956	129,075	248,571	700,477
<b>Total, Parks &amp; Rec Vehicle &amp; Capital Equip. Repl.</b>	<b>971,177</b>	<b>270,700</b>	<b>140,000</b>	<b>91,875</b>	<b>90,956</b>	<b>129,075</b>	<b>248,571</b>	<b>700,477</b>
<b>C Solid Waste Fund Vehicle and Capital Equip Repl.</b>								
Solid Waste Fund Vehicle & Cap Equip. Reserve	3,827,860	1,426,400	149,500	764,800	574,600	154,900	757,660	2,401,460
Sale of Property - Vehicles & Capital Equipment	90,000	90,000	0	0	0	0	0	0
<b>Total, Solid Waste Vehicle &amp; Capital Equip. Repl.</b>	<b>3,917,860</b>	<b>1,516,400</b>	<b>149,500</b>	<b>764,800</b>	<b>574,600</b>	<b>154,900</b>	<b>757,660</b>	<b>2,401,460</b>
<b>D Other Funds Vehicle and Capital Equip Repl.</b>								
Community and Economic Development Fund	49,500	0	0	15,800	10,500	0	23,200	49,500
SADAC Fund	15,600	0	0	0	0	15,600	0	15,600
Stormwater Fund	14,200	0	0	0	14,200	0	0	14,200
Special Revenue Fund - State C Funds	23,100	12,500	0	10,600	0	0	0	10,600
<b>Total, Solid Waste Vehicle &amp; Capital Equip. Repl.</b>	<b>102,400</b>	<b>12,500</b>	<b>0</b>	<b>26,400</b>	<b>24,700</b>	<b>15,600</b>	<b>23,200</b>	<b>89,900</b>
<b>TOTAL, ALL VEHICLE &amp; CAP EQUIP REPL PROJECT</b>	<b>17,100,433</b>	<b>4,740,057</b>	<b>1,085,544</b>	<b>4,399,728</b>	<b>2,409,775</b>	<b>1,678,652</b>	<b>2,786,677</b>	<b>12,360,376</b>

**SPARTANBURG COUNTY, SOUTH CAROLINA  
FY 2009/10 ADOPTED OPERATING BUDGET**

PROJECT	TOTAL PROJECT COST	COMMITTED FUNDING	FY 2009/10	FY 2010/11	FY 2011/12	FY 2012/13	FY 2013/14	FY 2010-14 TOTAL
<b>11 PARKS &amp; RECREATION</b>								
<b>A Countywide Trail Development</b>								
Federal Transportation Enhancement Grant	100,000	100,000	0	0	0	0	0	0
Hospitality Tax	200,000	200,000		0	0	0	0	0
Hospitality Tax - COPs Issue	2,000,000	0	1,000,000	500,000	500,000	0	0	2,000,000
<b>Total, Countywide Trail Development</b>	<b>2,300,000</b>	<b>300,000</b>	<b>1,000,000</b>	<b>500,000</b>	<b>500,000</b>	<b>0</b>	<b>0</b>	<b>2,000,000</b>
<b>B West Spartanburg Regional Park Development</b>								
Hospitality Tax	700,000	700,000	0				0	0
Hospitality Tax - COPs Issue	12,000,000	0	8,000,000	4,000,000	0	0	0	12,000,000
<b>Total, West Spartanburg Regional Park Dev.</b>	<b>12,700,000</b>	<b>700,000</b>	<b>8,000,000</b>	<b>4,000,000</b>	<b>0</b>	<b>0</b>	<b>0</b>	<b>12,000,000</b>
<b>D Va-Du-Mar McMillan Regional Park Development</b>								
State of South Carolina - PARD Grant	150,000	150,000	0	0	0	0	0	0
Hospitality Tax	50,000	50,000	0	0	0	0	0	0
Hospitality Tax - COPs Issue	5,000,000	0	1,000,000	2,000,000	2,000,000	0	0	5,000,000
<b>Total, Va-Du-Mar McMillan Park Development</b>	<b>5,200,000</b>	<b>200,000</b>	<b>1,000,000</b>	<b>2,000,000</b>	<b>2,000,000</b>	<b>0</b>	<b>0</b>	<b>5,000,000</b>
<b>E Waterway Land Acquisition</b>								
Hospitality Tax - COPs Issue	500,000	0	500,000	0	0	0	0	500,000
<b>Total, West Spartanburg Regional Park Dev.</b>	<b>500,000</b>	<b>0</b>	<b>500,000</b>	<b>0</b>	<b>0</b>	<b>0</b>	<b>0</b>	<b>500,000</b>
<b>F North Spartanburg Regional Sports Complex Rehab</b>								
Hospitality Tax - COPs Issue	1,300,000	0	700,000	600,000	0	0	0	1,300,000
<b>Total, N. Spartanburg Regional Complex Rehab</b>	<b>1,300,000</b>	<b>0</b>	<b>700,000</b>	<b>600,000</b>	<b>0</b>	<b>0</b>	<b>0</b>	<b>1,300,000</b>
<b>G Holston Creek Regional Park Development</b>								
Hospitality Tax - COPs Issue	500,000	0	0	0	500,000	0	0	500,000
<b>Total, Holston Creek Regional Park Dev.</b>	<b>500,000</b>	<b>0</b>	<b>0</b>	<b>0</b>	<b>500,000</b>	<b>0</b>	<b>0</b>	<b>500,000</b>
<b>H Regional Indoor Athletic Complex</b>								
Hospitality Tax - COPs Issue	2,000,000	0	2,000,000	0	0	0	0	2,000,000
<b>Total, Regional Indoor Athletic Complex</b>	<b>2,000,000</b>	<b>0</b>	<b>2,000,000</b>	<b>0</b>	<b>0</b>	<b>0</b>	<b>0</b>	<b>2,000,000</b>
<b>TOTAL, ALL PARKS &amp; RECREATION PROJECTS</b>	<b>24,500,000</b>	<b>1,200,000</b>	<b>13,200,000</b>	<b>7,100,000</b>	<b>3,000,000</b>	<b>0</b>	<b>0</b>	<b>23,300,000</b>

**SPARTANBURG COUNTY, SOUTH CAROLINA  
FY 2009/10 ADOPTED OPERATING BUDGET**

**ADOPTED FY 2010-14  
CAPITAL IMPROVEMENT PLAN SUMMARY  
ADOPTED FUNDING SOURCES WITH APPLICABLE PROJECTS**

REVENUE SOURCE/PROJECTS	COMMITTED FUNDING	FY 2009/10	FY 2010/11	FY 2011/12	FY 2012/13	FY 2013/14	TOTAL FY 2010-14
<b>9-1-1 PHONE FUND</b>							
9-1-1 System & CPE Upgrade and Replacement	214,000	107,000	107,000	107,000	107,000	0	428,000
CAD System Replacement	0	130,000	130,000	130,000	130,000	130,000	650,000
<b>TOTAL, 9-1-1 PHONE FUND</b>	<b>214,000</b>	<b>237,000</b>	237,000	237,000	237,000	130,000	1,078,000
<b>CAPITAL LEASE FINANCING PROCEEDS</b>							
General Fund Vehicle & Capital Equipment Repl.	1,653,357	379,516	2,720,298	938,118	821,176	87,246	4,946,354
County Network Infrastructure	0	128,213	31,637	0	102,000	138,000	399,850
County Servers and Software Upgrade	0	110,888	110,888	0	25,000	110,888	357,664
Desktop and Portable Computer Replacement	0	373,000	373,000	373,000	373,000	373,000	1,865,000
<b>TOTAL, CAPITAL LEASE FINANCING PROCEEDS</b>	<b>1,653,357</b>	<b>991,617</b>	3,235,823	1,311,118	1,321,176	709,134	7,568,868
<b>CAPITAL PROJECTS RESERVE FUND</b>							
Main Detention Facility Expansion	1,100,000	0	0	0	0	0	0
Server Environment Upgrade	0	94,000	0	0	0	0	94,000
Evans Building Improvements	270,000	32,026	0	0	0	0	32,026
<b>TOTAL, CAPITAL PROJECTS RESERVE FUND</b>	<b>1,370,000</b>	<b>126,026</b>	0	0	0	0	126,026
<b>COMMUNITY DEVELOPMENT BLOCK GRANT (CDBG)</b>							
Affordable Housing and Housing Rehabilitation	320,271	207,500	0	0	0	0	207,500
Mayo Community Water System Improvements	0	66,000	0	0	0	0	66,000
Emergency Countywide Infrastructure Repairs	0	50,000	0	0	0	0	50,000
Target Community Infrastructure Improvements	307,500	215,615	0	0	0	0	215,615
<b>TOTAL, CDBG FUNDING</b>	<b>627,771</b>	<b>539,115</b>	0	0	0	0	539,115
<b>COMMUNITY DEVELOPMENT FUND</b>							
Other Funds Vehicle and Capital Equip Replacement	0	0	15,800	10,500	0	23,200	49,500
<b>CSX PROJECT CONTRIBUTION</b>							
Ezell Road Bridge Replacement	0	130,000	0	0	0	0	130,000
Overhead Bridge Road Bridge Replacement	0	100,000	0	0	0	0	100,000
<b>TOTAL, CSX PROJECT CONTRIBUTION</b>	<b>0</b>	<b>230,000</b>	0	0	0	0	230,000
<b>FEDERAL TRANSPORTATION ENHANCEMENT GRANT</b>							
Countywide Trail Development	100,000	0	0	0	0	0	0
<b>GENERAL FUND TRANSFER</b>							
County Network Infrastructure	147,000	0	0	0	0	0	0
County Servers & Software Upgrade	197,000	0	0	0	0	0	0
Countywide Asphalt Resurfacing	750,000	0	0	0	0	0	0
Countywide Bridge & Culvert Repair & Maintenance	520,000	0	0	0	0	0	0
Countywide Dirt Road Resurfacing	40,000	0	0	0	0	0	0
Detention Facility Repairs and Maintenance	150,000	150,000	150,000	150,000	150,000	150,000	750,000
Evans Building Improvements	0	17,974	50,000	50,000	50,000	50,000	217,974
Multi-Modal Transportation Infrastructure	165,000	0	0	100,000	100,000	100,000	300,000
Countywide Sidewalk Replacement Program	0	0	0	150,000	150,000	150,000	450,000
Traffic Calming	100,000	0	0	0	0	0	0
<b>TOTAL, GENERAL FUND TRANSFER</b>	<b>2,069,000</b>	<b>167,974</b>	200,000	450,000	450,000	450,000	1,717,974
<b>GENERAL FUND VEHICLE &amp; CAPITAL EQUIP. RESERVE</b>							
General Fund Vehicle & Capital Equipment Repl.	805,100	322,028	430,355	621,901	397,901	1,545,000	3,317,185
<b>GENERAL OBLIGATION BOND - FY 2009/10</b>							
Administration Building Air Cooled Chiller	0	250,000	0	0	0	0	250,000
Automatic Gate Replacement @ Detention Facility	0	140,000	0	0	0	0	140,000
Boiler Replacement @ Courthouse	0	490,000	0	0	0	0	490,000
Carbon Dioxide Controllers	0	84,000	0	0	0	0	84,000
County Facilities Parking Lot Repaving	0	715,000	0	0	0	0	715,000
County Facilities Stair, Sidewalk & Ramp Repair	0	170,000	0	0	0	0	170,000
Facility HVAC Controls	0	160,000	0	0	0	0	160,000
Main Detention Facility Expansion Project	0	20,000,000	15,000,000	0	0	0	35,000,000
Main Detention Facility Kitchen & Laundry Upgrades	0	197,350	0	0	0	0	197,350
Main Detention Facility Water Controls	0	690,000	0	0	0	0	690,000
Roof Replacement @ Admin. Bldg. & Courthouse	0	972,000	0	0	0	0	972,000
<b>TOTAL, GENERAL OBLIGATION BOND - FY 2009/10</b>	<b>0</b>	<b>23,868,350</b>	15,000,000	0	0	0	38,868,350

**SPARTANBURG COUNTY, SOUTH CAROLINA  
FY 2009/10 ADOPTED OPERATING BUDGET**

**ADOPTED FY 2010-14  
CAPITAL IMPROVEMENT PLAN SUMMARY  
ADOPTED FUNDING SOURCES WITH APPLICABLE PROJECTS**

REVENUE SOURCE/PROJECTS	COMMITTED FUNDING	FY 2009/10	FY 2010/11	FY 2011/12	FY 2012/13	FY 2013/14	TOTAL FY 2010-14
<b>GENERAL OBLIGATION BOND - FY 2011/12</b>							
County Facilities Parking Lot Repaving	0	0	0	206,000	0	0	206,000
Evans Building Improvements	0	0	0	630,000	0	0	630,000
TOTAL, GENERAL OBLIGATION BOND - FY 11/12	0	0	0	836,000	0	0	836,000
<b>HOME PROGRAM</b>							
Affordable Housing and Housing Rehabilitation	77,747	369,319	0	0	0	0	369,319
<b>HOSPITALITY TAX</b>							
Countywide Trail Development	200,000	0	0	0	0	0	0
Water Park Development	0	0	0	0	0	0	0
West Spartanburg Regional Park Development	700,000	0	0	0	0	0	0
Va-Du-Mar McMillan Park Development Phase II	50,000	0	0	0	0	0	0
TOTAL, HOSPITALITY TAX	950,000	0	0	0	0	0	0
<b>HOSPITALITY TAX - COPs ISSUE</b>							
Countywide Trail Development	0	1,000,000	500,000	500,000	0	0	2,000,000
Holston Creek Regional Park Development	0	0	0	500,000	0	0	500,000
North Spartanburg Regional Sport Complex Rehab	0	700,000	600,000	0	0	0	1,300,000
Regional Indoor Athletic Complex	0	2,000,000	0	0	0	0	2,000,000
Waterway Land Acquisition	0	500,000	0	0	0	0	500,000
West Spartanburg Regional Park Development	0	8,000,000	4,000,000	0	0	0	12,000,000
Va-Du-Mar McMillan Regional Park Development	0	1,000,000	2,000,000	2,000,000	0	0	5,000,000
TOTAL, HOSPITALITY TAX - COPs ISSUE	0	13,200,000	7,100,000	3,000,000	0	0	23,300,000
<b>PARKS &amp; RECREATION CURRENT REVENUES</b>							
Parks & Recreation Vehicle and Capital Equipment Repl.	270,700	140,000	91,875	90,956	129,075	248,571	700,477
Parks Information Technology Infrastructure	0	338,000	648,855	386,151	79,000	0	1,452,006
TOTAL	270,700	478,000	740,730	477,107	208,075	248,571	2,152,483
<b>ROAD MAINTENANCE FEE FUND</b>							
Clark Road Bridge Replacement	0	0	995,000	0	0	0	995,000
Countywide Asphalt Resurfacing	5,672,000	3,100,000	3,100,000	3,100,000	3,100,000	3,100,000	15,500,000
Countywide Bridge & Culvert Repair & Maintenance	115,000	325,000	275,000	266,250	293,800	300,000	1,460,050
Countywide Dirt Road Resurfacing	201,000	109,000	99,000	107,000	151,000	160,000	626,000
Double Branch Road Bridge Stabilization	0	400,000	0	0	0	0	400,000
Ezell Road Bridge Replacement	0	1,020,000	0	0	0	0	1,020,000
Gin House Road Widening	0	0	0	0	480,000	0	480,000
Hampton Road Bridge Replacement	0	0	155,000	900,000	0	0	1,055,000
Kist Road Bridge Replacement	0	0	0	0	1,120,000	0	1,120,000
Municipal Road Projects	1,375,000	775,000	775,000	775,000	775,000	775,000	3,875,000
Overhead Bridge Road Bridge Replacement	0	100,000	0	0	0	0	100,000
Runion Road Bridge Replacement	0	110,000	490,000	0	0	0	600,000
Society Hill Road Improvements	0	0	45,000	145,300	0	0	190,300
Traffic Calming	0	25,000	25,000	25,000	25,000	25,000	125,000
Westmoreland Road Widening	0	0	0	445,000	445,000	0	890,000
TOTAL, ROAD MAINTENANCE FEE FUND	7,363,000	5,964,000	5,959,000	5,763,550	6,389,800	4,360,000	28,436,350
<b>SADAC FUND</b>							
Other Funds Vehicle and Capital Equipment Repl.	0	0	0	0	15,600	0	15,600
<b>SALE OF PROPERTY - VEHICLES &amp; CAP. EQUIP.</b>							
General Fund Vehicle & Capital Equipment Repl.	282,000	94,500	366,000	159,500	160,000	125,000	905,000
Solid Waste Fund Vehicle & Capital Equipment Repl.	90,000	10,000	76,000	57,000	15,000	75,000	233,000
TOTAL, SALE OF PROPERTY	372,000	104,500	442,000	216,500	175,000	200,000	1,138,000
<b>SHERIFF'S OFFICE - CONFISCATED ASSETS</b>							
General Fund Vehicle & Capital Equipment Repl.	200,000	0	0	0	0	0	0
<b>SOLID WASTE FUND VEHICLE &amp; CAP. EQUIP. RESERVE</b>							
Solid Waste Fund Vehicle & Capital Equip. Repl.	1,426,400	139,500	688,800	517,600	139,900	682,660	2,168,460
<b>SOLID WASTE FUND</b>							
Construction & Demolition Landfill Expansion	100,000	0	0	0	0	0	0
Wellford Landfill MSW Disposal	150,000	0	0	0	0	0	0
Wellford Methane Recovery Project	1,000,000	0	0	0	0	0	0
TOTAL, SOLID WASTE FUND	1,250,000	0	0	0	0	0	0
<b>SOLID WASTE REVENUE BOND - FY 2009/10</b>							
Construction & Demolition Landfill Expansion	0	1,450,000	1,450,000	0	0	0	2,900,000
Phase VI MSW Cell 2 Construction	0	300,000	3,800,000	0	0	0	4,100,000
Phase V MSW Landfill Closure	0	2,300,000	2,500,000	0	0	0	4,800,000
Recycling Yard Relocation	0	317,000	0	0	0	0	317,000
Wellford Methane Recovery Project	0	610,770	0	0	0	0	610,770
Wellford Landfill MSW Disposal	0	200,000	0	0	0	0	200,000
Wellford Landfill New Office Building and Shop Relocation	0	520,000	0	0	0	0	520,000
Wellford Landfill Road Improvements	0	466,000	0	0	0	0	466,000
TOTAL, SOLID WASTE REVENUE BOND FY 2009/10	0	6,163,770	7,750,000	0	0	0	13,913,770

**SPARTANBURG COUNTY, SOUTH CAROLINA  
FY 2009/10 ADOPTED OPERATING BUDGET**

**ADOPTED FY 2010-14  
CAPITAL IMPROVEMENT PLAN SUMMARY  
ADOPTED FUNDING SOURCES WITH APPLICABLE PROJECTS**

REVENUE SOURCE/PROJECTS	COMMITTED FUNDING	FY 2009/10	FY 2010/11	FY 2011/12	FY 2012/13	FY 2013/14	TOTAL FY 2010-14
<b>SPECIAL REVENUE FUND - STATE C FUNDS</b>							
Other Funds Vehicle and Capital Equip Replacement	12,500	0	10,600	0	0	0	10,600
<b>STATE C FUNDS</b>							
Countywide Asphalt Resurfacing	2,076,000	1,038,000	1,038,000	1,038,000	1,038,000	1,038,000	5,190,000
Overhead Bridge Road Bridge Replacement	733,000	0	0	0	0	0	0
<b>TOTAL, STATE C FUNDS</b>	<b>2,809,000</b>	<b>1,038,000</b>	1,038,000	1,038,000	1,038,000	1,038,000	5,190,000
<b>STATE OF SOUTH CAROLINA - PARD GRANT</b>							
Va-Du-Mar McMillan Park Development Phase II	150,000	0	0	0	0	0	0
<b>STORMWATER FUND</b>							
Countywide Bridge & Culvert Repair & Maintenance	100,000	100,000	125,000	125,000	125,000	125,000	600,000
County Facilities Parking Lot Repaving	50,000	0	0	0	0	0	0
Habitat Way Drainage Improvements	0	140,000	0	0	0	0	140,000
Other Funds Vehicle and Capital Equip Replacement	0	0	0	14,200	0	0	14,200
Stormwater Management Capital Equipment	0	0	335,300	0	0	0	335,300
<b>TOTAL, STORMWATER FUND</b>	<b>150,000</b>	<b>240,000</b>	460,300	139,200	125,000	125,000	1,089,500
<b>TOTAL, ALL REVENUE SOURCES</b>	<b>21,870,575</b>	<b>54,179,199</b>	43,308,408	14,618,476	10,497,452	9,511,565	132,115,100

# FY 2010-14 ADOPTED CAPITAL IMPROVEMENT PLAN PROJECT DESCRIPTIONS

(NOTE: PROJECTS TITLES IN **BOLD** HAVE RECEIVED FUNDING OR ARE SCHEDULED TO RECEIVE FUNDING IN FY 2009/10.)

1. County Buildings and Facilities

**A. Main Detention Facility Repairs and Maintenance:** This project will provide annual funding to repair and replace equipment damaged by inmates or worn out from age at the Spartanburg County Detention Facility located at 950 California Avenue. Unplanned repairs to equipment damaged by inmates or replacement of equipment at the end of its useful life are necessary expenditures that must be completed for safety of the staff, visitors, and inmates at the Detention Facility.

**B. Evans Building Improvements:** Improvement projects at the Evans Building including roof replacement (complete in FY 2007/08), on-going repairs and maintenance, and water source heat pump and boiler replacement.

**C. Boiler Replacement @ County Courthouse:** Replace the boilers at the Spartanburg County Courthouse, located at 180 Magnolia Street. The Spartanburg County Courthouse boilers are nearing the end of their useful life.

**D. Administration Building Air Cooled Chiller:** The Spartanburg County Administration Building is located at 366 North Church Street. This project will replace the existing Spartanburg County Administration Building 250-ton water cooled chiller installed in 1987 with a 250-ton dual circuited air cooled chiller.

**E. Roof Replacement @ Admin. Building, Courthouse & ESA:** This project will re-roof the remaining portions of the Spartanburg County Administration Building and the Spartanburg County Courthouse not under warranty. The Administration Building is currently suffering from a large number of roof leaks. The Spartanburg County Courthouse roof is leaking as well. The Emergency Services Academy Classroom Building roof needs replacement. Replacement of the roof will be more cost effective long term than multiple repairs.

**F. Facility HVAC Controls:** The project will replace the Spartanburg County Courthouse HVAC control system and upgrade the County Administration Building HVAC Control System. The Spartanburg County Courthouse has a pneumatic control system from the 1950s which frequently breaks down. This system can be replaced with an electronic control system that will provide more reliable controls and will save energy by properly controlling space temperatures.

**G. County Facility Stair, Sidewalk & Ramp Repair:** The project is to repair several stairways, sidewalks and ramps at the Spartanburg County Courthouse located at 180 Magnolia Street, the Evans Building located at 142 South Dean Street, and the Spartanburg County Sheriff's Office located at 8045 Howard Street. A ramp at the parking lot and St. John Street, as close to Magnolia as possible, will improve accessibility to the Courthouse.

**H. Automatic Gate Replacement @ Detention Facility:** The project is to replace the three automatic automobile gates at the Detention Facility. The Spartanburg County Detention Facility is located at 950 California Avenue. These gates are near the end of their useful life.

**I. Parking Lot Repaving (Admin & Sheriff):** The project is to repave the parking lots of the Spartanburg County Administration Building located at 366 North Church Street and the Evans Building located at 142 South Dean Street. Funding in FY 2009/10 is earmarked for repaving of the County Administration Building parking lot. In addition, \$100,000 is allocated for landscaping/streetscaping, and

**SPARTANBURG COUNTY, SOUTH CAROLINA  
FY 2009/10 ADOPTED OPERATING BUDGET**

\$50,000 is earmarked to address stormwater run-off issues in the parking lot. Funding in FY 2011/12 is designated for repaving the parking lots at the Evans Building and Sheriff's Office.

**J. Wellford Landfill New Office Building and Shop Relocation:** Construction of a new office building located at the Wellford Landfill. Construction of the Phase VI MSW Landfill will require the existing office building to be demolished. A new 2,500 – 3,000 square foot office building will be constructed to meet the space needs of the Solid Waste staff at the landfill. In addition, the existing maintenance shop will be relocated to the site of the new office building.

**K. Main Detention Facility Kitchen & Laundry Upgrade:** Since the opening of the jail, no major renovations and/or replacement of equipment have occurred in the jail's kitchen that prepares over 3,000 meals daily for the facility's inmates, staff, and the county's Detoxification Facility. The laundry facility was originally designed to provide laundry services for 436 inmates consisting of two (2) industrial washers and two (2) industrial dryers. Due to work load, equipment operates 24-hours seven days per week, and is nearing the end of its useful life.

**L. Main Detention Facility Water Controls:** The project is to replace toilet sink combination fixtures; shower fixtures, ADA toilet sink combination fixtures, and provide computerized water controls for all fixtures in the existing Spartanburg County Detention Facility located at 950 California Avenue. The Spartanburg County Detention Facility is having an increasing number of plumbing problems due to age, wear and tear, and inmate abuse.

**M. Carbon Dioxide Controllers:** This project will provide funding for the purchase of Carbon Dioxide Controllers at selected County facilities. These controllers monitor carbon dioxide levels in the facility and introduce outside air only when needed. By limiting the amount of outside air introduced into the HVAC system, air temperature levels are more easily maintained, reducing energy consumption of the HVAC system.

2. Road and Intersections

**A. Countywide Asphalt Resurfacing:** This project will provide funding for asphalt resurfacing on county roads on an annual basis. Roads are selected for asphalt resurfacing based on the Overall Condition Index (OCI) report each year. Ideally, roads will be resurfaced when the OCI associated with the road is between forty-one (41) and fifty-five (55).

**B. Countywide Dirt Road Resurfacing:** This project will provide asphalt surfacing of minimum maintenance unpaved roads within the county road system. Citizens petition the county to pave the roads, and then all necessary right-of-ways must be donated. The roads then go on a waiting list, and are completed on a "first come first served" basis when funding is available.

**C. Municipal Road Projects:** Funding is allocated to incorporated cities and towns in the county for road projects, based on a population distribution formula and number of road miles. Municipalities submit funding requests to the County, and requests are reviewed by a municipal road advisory committee. Funds are held in escrow for the municipalities. Changes in Road Maintenance Fee revenues proportionally affect municipality distribution.

**D. Traffic Calming:** This project will provide funding for installation of traffic calming devices at locations requested by citizen groups that meet conditions of the traffic calming policy. Citizens may request traffic calming in their neighborhoods by making a request, which is evaluated by the Public Works department for eligibility. Eligibility is based on traffic volume, average speed, and acceptance by impacted citizens.

**E. Gin House Road Widening:** The Gin House Road Widening project will widen approximately 2,400 feet of road from sixteen (16) to twenty-four (24) feet from Kist Road to the Greer City limits at the new Abner Creek Elementary School.

**SPARTANBURG COUNTY, SOUTH CAROLINA  
FY 2009/10 ADOPTED OPERATING BUDGET**

F. Westmoreland Road Widening: This project will widen approximately 6,300 feet of the county-owned portion of Westmoreland Road from sixteen feet (16') to twenty-four feet (24'). Widening will occur between Brockman McClimon Road to where the City of Greer incorporated area begins.

G. Society Hill Road Improvements: This project will widen and improve intersections on Society Hill Road from Otts Shoals Road to Stone Station Road. This section of road is heavily used by school buses going to and from Gable Middle School. Widening the road from eighteen feet (18') to twenty-four feet (24') will allow school buses and other traffic to pass safely.

3. Bridges

**A. Countywide Bridge & Culvert Repair & Maintenance:** This project provides for the replacement and repair of bridges and large culverts on County-owned roads.

**B. Double Branch Road Bridge Stabilization:** This project will stabilize the Double Branch Road Bridge where it crosses Island Creek, approximately 4.2 miles south of the Town of Chesnee. The existing bridge needs to be stabilized in order to significantly increase its expected life. Project was previously planned as a replacement.

**C. Ezell Road Bridge Replacement:** This project will replace the Ezell Road Bridge where it crosses the CSX Railroad line. The current bridge is a timber structure that is one of the lowest structurally rated bridges in the County. The project will be located near the Chesnee Community and will be partially funded by revenues received from CSX.

**D. Runion Road Bridge Replacement:** This project will replace the Runion Road Bridge where it crosses Holston Creek, approximately 3.8 miles northwest of the Town of Inman. The current bridge is approximately thirty-one (31) years old and is not properly aligned with the roadway. It also has a load restriction, limiting the vehicles that can utilize it.

**E. Overhead Bridge Road Bridge Replacement:** This project will replace the Overhead Bridge Road Bridge where it crosses the CSX Railroad line. The current bridge is a timber structure and is not properly aligned with the roadway. The project will be financed through committed State C-Funds (funds derived from the state gasoline tax), Road Maintenance Fee funds, and revenues received from CSX.

F. Clark Road Bridge Replacement: This project will replace the Clark Road Bridge where it crosses Meadow Creek, approximately three (3) miles east of the Town of Inman. This bridge is on a heavily traveled road from Inman to Boiling Springs. It will be replaced with a ninety foot (90') span.

G. Hampton Road Bridge Replacement: This project will replace the Hampton Road Bridge where it crosses the North Tyger River, approximately 4.5 miles southwest of the Town of Inman. The bridge is subject to flooding. The river runs at an angle with the piles catching debris, creating a constant maintenance problem. The road is heavily traveled, and if not replaced, will eventually have to be closed to heavier traffic.

H. Kist Road Bridge Replacement: This project will replace the Kist Road Bridge where it crosses Abners Creek, approximately seven (7) miles southeast of the City of Greer. The bridge sits in a slight curve, and the deck is showing signs of wear due to large truck traffic. In addition, a new school is scheduled to be built in this area, increasing traffic flow.

4. Sidewalks & Alternative Transportation

**A. Countywide Sidewalk Replacement Program:** This project will replace sections of deteriorated sidewalks and curbs and gutters in identified areas of Spartanburg County. In FY 2007/08, \$25,000 was budgeted to complete an inventory of County sidewalks and develop needs assessment. In FY 2012-2014, \$150,000 is budgeted annually to complete approximately one (1) mile of sidewalks.

**B. Multi-Modal Transportation Infrastructure:** This project will provide funding for infrastructure associated with alternative transportation needs (walking, biking, transit, etc.) Opportunities will be

**SPARTANBURG COUNTY, SOUTH CAROLINA  
FY 2009/10 ADOPTED OPERATING BUDGET**

identified by the County and strategic partnerships with community and neighborhood associations will be formed. These partnerships will allow the County to provide neighborhood connectivity, as well as connectivity to schools, shopping and other needs.

5. Solid Waste

**A. Phase V MSW Landfill Closure:** This project provides for the final capping and restoration of approximately thirty-four (34) acres of closed landfill area. Closure work includes the addition of soil and vegetation to the former work area in accordance with requirements of the State Department of Health and Environmental Control (DHEC).

**B. Phase VI MSW Cell 2 Construction:** This project is part two (Cell 2) of the Phase VI MSW Landfill expansion located at the Wellford Landfill. The project involves earthwork, cell construction, and lining of ten (10) acres that would be used for the disposal of household waste.

**C. Wellford Landfill MSW Disposal Permitting:** This project is located at the Wellford Landfill and consists of permitting the remaining acreage available for MSW disposal, which is necessary as the Solid Waste Department plans ahead to meet the solid waste disposal needs of Spartanburg County.

**D. Construction & Demolition Landfill Expansion:** Expansion of the existing Construction and Demolition (C & D) Landfill located at the Wellford Landfill. The existing C & D Landfill is expected to be near capacity by the end of FY 2008/09.

**E. Recycling Yard Relocation:** Relocation of the current recycling yard located at the Wellford Landfill. This project is necessary as the construction of the Phase VI MSW Cell 2 Landfill will be located within the property where the existing recycling yard is located.

**F. Wellford Landfill Road Improvements:** This project is located at the Wellford Landfill and consists of repairing and paving portions of the road inside the landfill. This project is necessary as the road has suffered much damage from the weight of loaded trucks entering and exiting the landfill.

**G. Wellford Landfill Methane Recovery:** Funding provided for the Wellford Methane Recovery project being completed in association with Milliken. Total project cost is estimated at \$1.6 million, with \$1.0 million funded from Solid Waste Fund revenues in FY 2008/09 (planning, design, and right of way acquisition) and \$610,000 funded with a Solid Waste Revenue Bond in FY 09/10 (construction). Costs associated with this project will be offset by new revenues received from the sale of methane.

6. Stormwater Management

**A. Habitat Way Drainage Improvements:** This project will provide funding for a new drainage line on Habitat way. This road currently floods during moderate and heavy rain events, limiting access by residents and emergency response vehicles.

**B. Stormwater Management Capital Equipment:** This project will provide funding for two (2) pieces of capital equipment needed for the County's Stormwater Management program, as new stormwater MS4 regulations require additional "Best Management Practices" to be accomplished by the county.

7. Public Safety

**A. Main Detention Facility Expansion:** Expansion of the Main Spartanburg County Detention Facility, located at 950 California Avenue. Revised Detention Facility Expansion costs are budgeted at a total of \$46.1 million (of which \$1.1 million was appropriated in FY 2007/08). Of that total, \$20 million is budgeted in FY 2009/10 and funded with a General Obligation Bond. In addition, \$15 million will be needed in FY 2010/11, and will be funded with a General Obligation Bond. This project will increase the capacity of the Main Detention Facility to at least 1,136 beds.

8. Technology

**SPARTANBURG COUNTY, SOUTH CAROLINA  
FY 2009/10 ADOPTED OPERATING BUDGET**

**A. 9-1-1 System & CPE Upgrade and Replacement:** The 9-1-1 System and Call Processing Equipment (CPE) is the primary hardware for operations of the 9-1-1 system. The hardware and software upgrade and/or replacement of the 9-1-1 System and CPE is scheduled every five (5) years to accommodate changing technology.

**B. Computer Aided Dispatch System Replacement:** This project request replaces the Computer Aided Dispatch (CAD) System hardware and software. The previous system replacement occurred in October 2003 and should be replaced every six (6) to seven (7) years.

**C. County Network Infrastructure:** Provide funding for network components associated with maintaining the county's level of information sharing and data capacity while keeping it current.

**D. County Servers and Software Upgrade:** Provide for servers and software associated with maintaining the county's level of information sharing and data capacity while keeping it current. This is accomplished by establishing a scheduled replacement of servers and software that will keep the county's information network viable.

**E. Desktop and Portable Computer Replacement:** This project provides for the regular, scheduled replacement of all County desktop and portable computers. Units will be replaced approximately every four (4) years according to age and condition. This is a newly funded project in FY 2009/10 that will help the County to better plan for technology expenditures, assure uniformity in computer equipment, and aid the Information Technology Department in servicing equipment.

**F. Server Environment Upgrade:** This project provides funding for the acquisition of a self-contained server environment with integrated electrical system, air-conditioning system, and fire suppression system. The current server environment is a large room with an inefficient 10-ton air conditioning system that is past its useful life and suffers from frequent failures, threatening the expensive technology housed in this room. The new server environment will reduce service disruption, reduce energy consumption, protect the work of County staff, and protect the investment of the citizens of Spartanburg County.

**G. Parks Information Technology Infrastructure:** This project provides funding for the establishment of a Parks Commission specific network and related components. This network is necessary to support a Parks specific financial system, email exchange server, Wide Area Network (WAN) and Voice over Internet Protocol (VoIP) system, work order system, etc.

9. Community and Economic Development

**A. Target Community Infrastructure Improvements:** This project provides funding for infrastructure improvements in the Startex and Arkwright communities. Identified infrastructure improvements include water and sewer upgrades, improved roads and sidewalks, recreational opportunities, owner-occupied housing rehabilitation, new affordable housing construction, and other infrastructure in the community.

**B. Affordable Housing and Housing Rehabilitation:** This project consists of providing affordable housing opportunities and owner-occupied housing rehabilitation in Spartanburg County, focusing on targeted areas such as Startex and Arkwright communities. All funding for this project is from the Federal Home and CDBG programs.

**C. Mayo Community Water System Improvements:** This project will provide funding for improvements to the water system located in the Mayo Community. This will help to assure that residents have access to clean water on a consistent basis.

**D. Emergency Countywide Infrastructure Repairs:** Project will provide funding for various infrastructure repairs located in Spartanburg County. Repairs may include water system repairs, sidewalk repair, etc.

**SPARTANBURG COUNTY, SOUTH CAROLINA  
FY 2009/10 ADOPTED OPERATING BUDGET**

10. Vehicle and Capital Equipment Replacement

**A. General Fund Vehicle and Capital Equipment Replacement:** Replacement of General Fund vehicles and capital equipment based on an annual replacement schedule. The Spartanburg County Sheriff's Office, Roads and Bridges, and all other General Fund departments are included in this project.

**B. Parks & Recreation Vehicle and Capital Equipment Replacement:** Replacement of Parks and Recreation Commission vehicles and capital equipment based on an annual replacement schedule.

**C. Solid Waste Fund Vehicle and Capital Equipment Replacement:** Replacement of Solid Waste vehicles and capital equipment based on an annual replacement schedule.

**D. Other Funds Vehicle and Capital Equipment Replacement:** Replacement of vehicles and capital equipment in funds other than those previously identified based on an annual replacement schedule.

11. Parks and Recreation:

**A. Countywide Trail Development:** Provide for the first phase of a trail system to follow the Tyger River system on the western side of Spartanburg County. This trail phase is part of a larger connectivity plan to join community tourist attractions.

**B. West Spartanburg Regional Park Development:** West Spartanburg Regional Park will be situated on a 137 acre parcel located between Gano Road and Dillard Road near the Duncan area. Project is currently in the planning and engineering stage.

**C. Va-Du-Mar McMillan Regional Park Development:** Project will provide for the build-out of this existing park located in the Boiling Springs Community. Amenities may include a concession/restroom building, tennis courts, baseball/softball fields, etc.

**D. Waterway Land Acquisition:** This project will provide for approximately (3) three small parcels of land to be purchased along the Tyger River corridor for the purpose of providing access to the proposed trail system project.

**E. North Spartanburg Regional Sports Complex Rehab:** Provide funding for parking lot repairs and upgrades, replacement of the existing concession/restroom facility, lighting upgrades, etc. This facility host multiple tournaments annually that bring tourists to Spartanburg County.

**F. Regional Indoor Athletic Complex:** Project will provide for the construction or acquisition of a regional indoor athletic facility. The development of the athletic complex will be sufficient to accommodate regional indoor athletic tournaments and events (i.e. basketball, volleyball, martial arts, etc.) Parks staff is exploring different options regarding new construction or redevelopment of an existing facility in the County. The location of the facility has yet to be determined.

**G. Holston Creek Regional Park Development:** Holston Creek Regional Park will be placed on a 152 acre parcel of land located on New Cut Road near the Inman community. This facility will serve the entire northern region of the County. Project funding currently provides for planning expenses for the park.