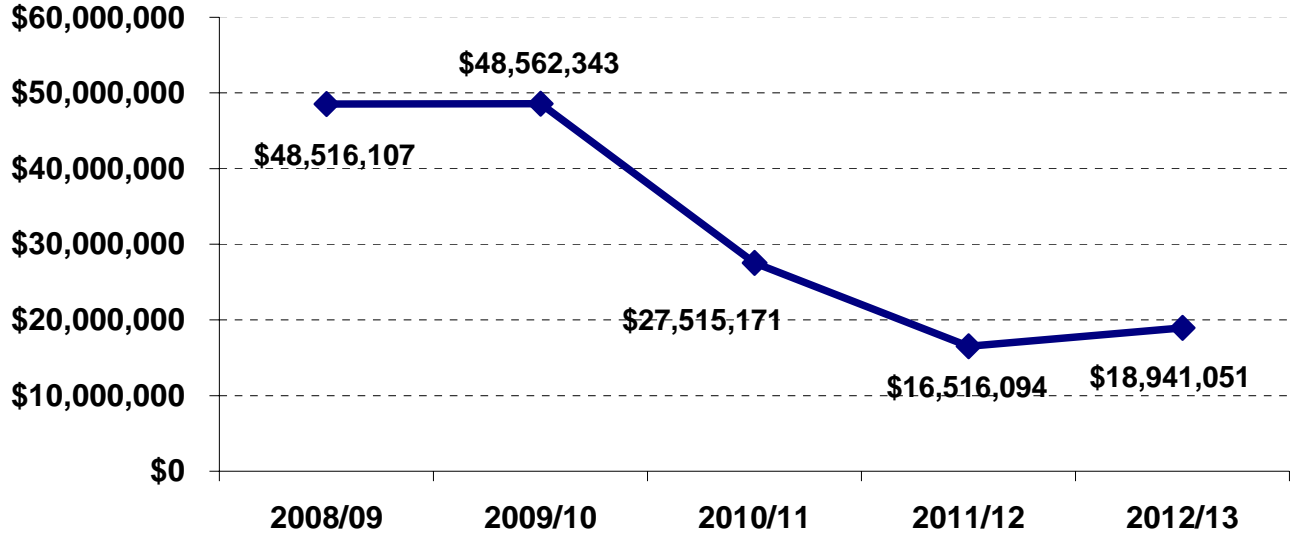


# **SUMMARY SCHEDULES**

*(PAGE LEFT BLANK INTENTIONALLY)*

## FY 2009-13 ADOPTED CAPITAL IMPROVEMENT PLAN FUNDING SOURCE AND EXPENDITURE OVERVIEW

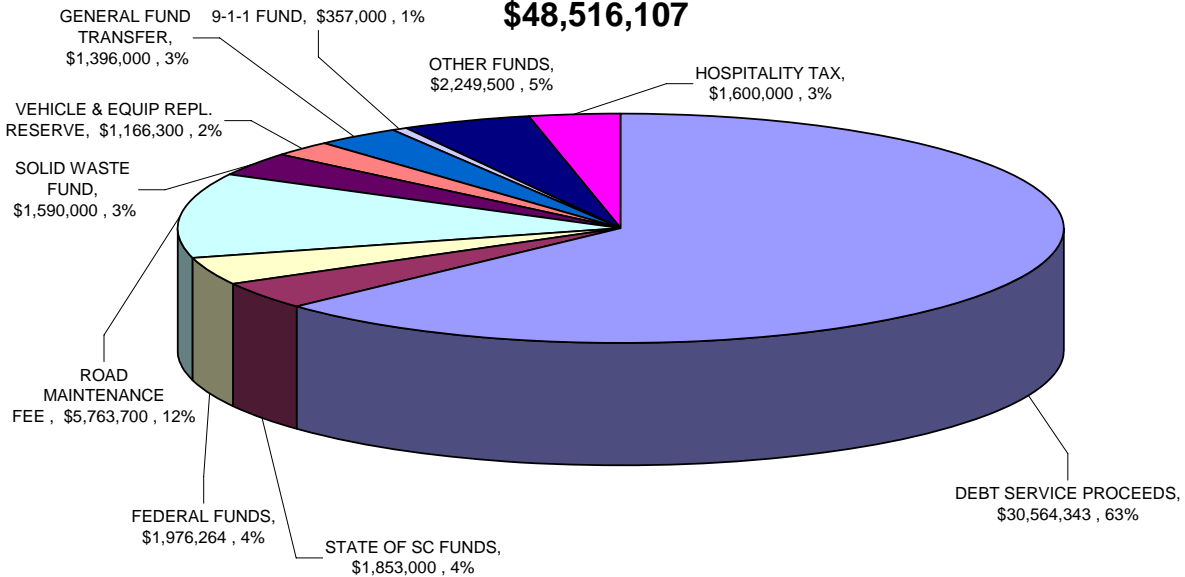


FUNDING SOURCE	FY 2008/09	FY 2009/10	FY 2010/11	FY 2011/12	FY 2012/13	TOTAL FY 09-13
9-1-1 PHONE FUND	357,000	237,000	237,000	237,000	130,000	1,198,000
CAPITAL LEASE FINANCING PROCEEDS	978,343	379,516	2,720,298	0	0	4,078,157
CAPITAL PROJECTS RESERVE FUND	607,000	0	0	0	0	607,000
EMERGENCY MEDICAL SERVICES REVENUES	512,500	0	0	0	0	512,500
FEDERAL FUNDS	1,976,264	0	0	0	0	1,976,264
GENERAL FUND TRANSFER	1,396,000	1,393,000	1,298,000	1,236,000	1,198,000	6,521,000
GENERAL OBLIGATION BONDS	29,586,000	18,485,000	0	1,307,000	0	49,378,000
HOSPITALITY TAX (incl. COPs issue)	1,600,000	14,911,699	5,107,741	3,474,863	9,456,925	34,551,228
OTHER FUNDS & REVENUES	504,300	120,000	442,000	250,300	190,600	1,507,200
PALMETTO LANDFILL FUND	105,000	242,000	0	0	0	347,000
PARKS & RECREATION CURRENT REVENUES	270,700	270,690	289,549	398,571	295,604	1,525,114
ROAD MAINTENANCE FEE FUND	5,763,700	5,494,000	5,538,000	5,757,000	4,896,800	27,449,500
SHERIFF'S OFFICE - CONFISCATED ASSETS	100,000	100,000	100,000	100,000	100,000	500,000
SOLID WASTE FUND	1,590,000	507,000	0	0	0	2,097,000
SOLID WASTE REVENUE BOND - FY 2009/10	0	4,705,000	9,588,125	665,000	0	14,958,125
STATE OF SOUTH CAROLINA FUNDS/GRANTS	1,853,000	1,038,000	1,038,000	1,038,000	1,038,000	6,005,000
STORMWATER FUND	150,000	400,000	60,000	114,200	60,000	784,200
VEHICLE & CAP EQUIP REPLACEMENT RES.	1,166,300	279,438	1,096,458	1,938,160	1,575,122	6,055,478
<b>ALL COUNTY CAPITAL FUNDING SOURCES</b>	<b>48,516,107</b>	<b>48,562,343</b>	<b>27,515,171</b>	<b>16,516,094</b>	<b>18,941,051</b>	<b>160,050,766</b>
EXPENDITURE CATEGORY	FY 2008/09	FY 2009/10	FY 2010/11	FY 2011/12	FY 2012/13	TOTAL FY 09-13
CO. BUILDING & FACILITY PROJECTS	3,415,000	1,657,000	200,000	1,497,000	150,000	6,919,000
ROAD & INTERSECTION PROJECTS	6,794,500	5,663,000	5,618,000	5,671,000	6,184,300	29,930,800
BRIDGE PROJECTS	1,240,200	1,574,000	1,663,000	1,829,000	455,500	6,761,700
SIDEWALK/ALT. TRANSPORTATION PROJECTS	315,000	250,000	250,000	250,000	250,000	1,315,000
SOLID WASTE PROJECTS	1,590,000	4,705,000	9,588,125	665,000	0	16,548,125
STORMWATER MANAGEMENT PROJECTS	0	340,000	0	0	0	340,000
TECHNOLOGY PROJECTS	1,363,009	390,000	440,000	428,000	283,000	2,904,009
PUBLIC SAFETY PROJECTS	28,167,500	17,922,000	0	0	0	46,089,500
COMMUNITY & ECON. DEV. PROJECTS	1,164,255	0	0	0	0	1,164,255
VEHICLE & CAP EQUIP REPL PROJECTS	2,816,643	1,149,644	4,648,305	2,701,231	2,161,326	13,477,149
PARKS & RECREATION PROJECTS	1,650,000	14,911,699	5,107,741	3,474,863	9,456,925	34,601,228
<b>ALL COUNTY CAPITAL EXPENDITURES</b>	<b>48,516,107</b>	<b>48,562,343</b>	<b>27,515,171</b>	<b>16,516,094</b>	<b>18,941,051</b>	<b>160,050,766</b>

# FY 2008/09 ADOPTED CAPITAL YEAR BUDGET

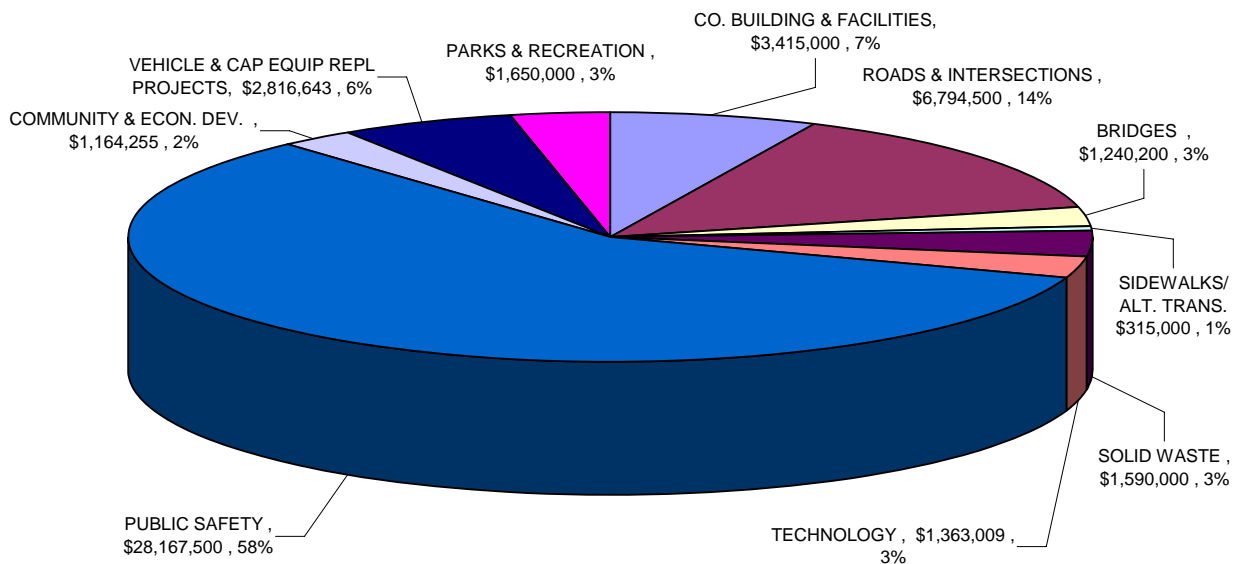
## FY 2008/09 CAPITAL PROJECT FUNDING SOURCES

**\$48,516,107**

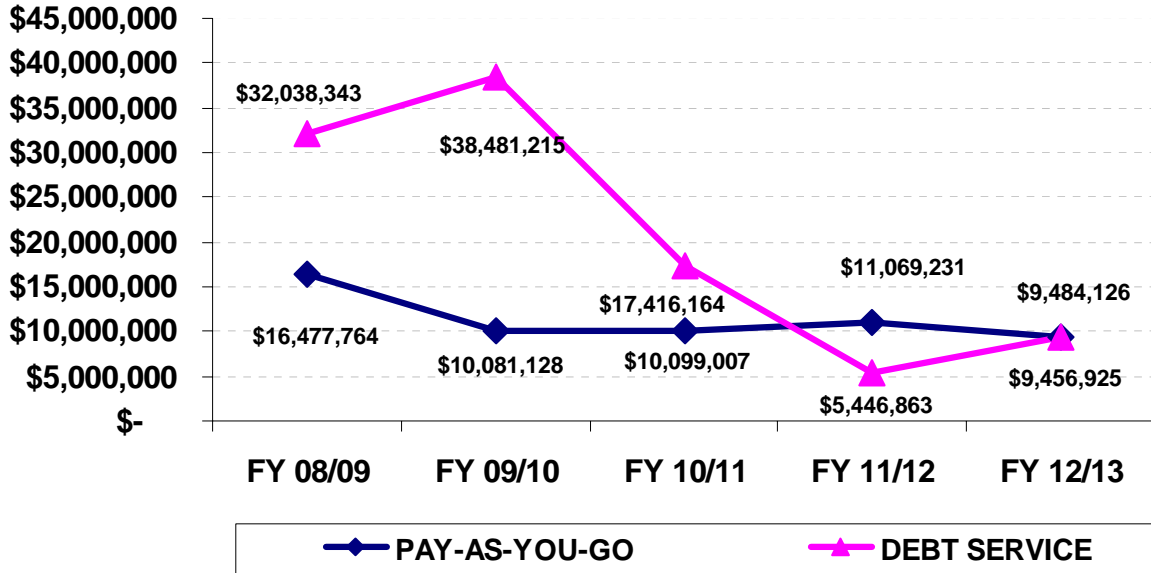


## FY 2008/09 CAPITAL PROJECT EXPENDITURES

**\$48,516,107**



# FY 2009-13 ADOPTED CAPITAL IMPROVEMENT PLAN PAY-AS-YOU-GO AND DEBT SERVICE OVERVIEW



	FY 08/09	FY 09/10	FY 10/11	FY 11/12	FY 12/13
<b>PAY-AS-YOU-GO</b>	\$ 16,477,764	\$ 10,081,128	\$ 10,099,007	\$ 11,069,231	\$ 9,484,126
<b>DEBT SERVICE</b>	\$ 32,038,343	\$ 38,481,215	\$ 17,416,164	\$ 5,446,863	\$ 9,456,925
<b>TOTAL CAPITAL PROJECTS</b>	\$ 48,516,107	\$ 48,562,343	\$ 27,515,171	\$ 16,516,094	\$ 18,941,051
<b>% PAY-AS-YOU-GO</b>	33.96%	20.76%	36.70%	67.02%	50.07%
<b>% DEBT SERVICE</b>	66.04%	79.24%	63.30%	32.98%	49.93%

## FY 2008/09 Debt Service Financed Projects

### Capital Lease Financing Proceeds

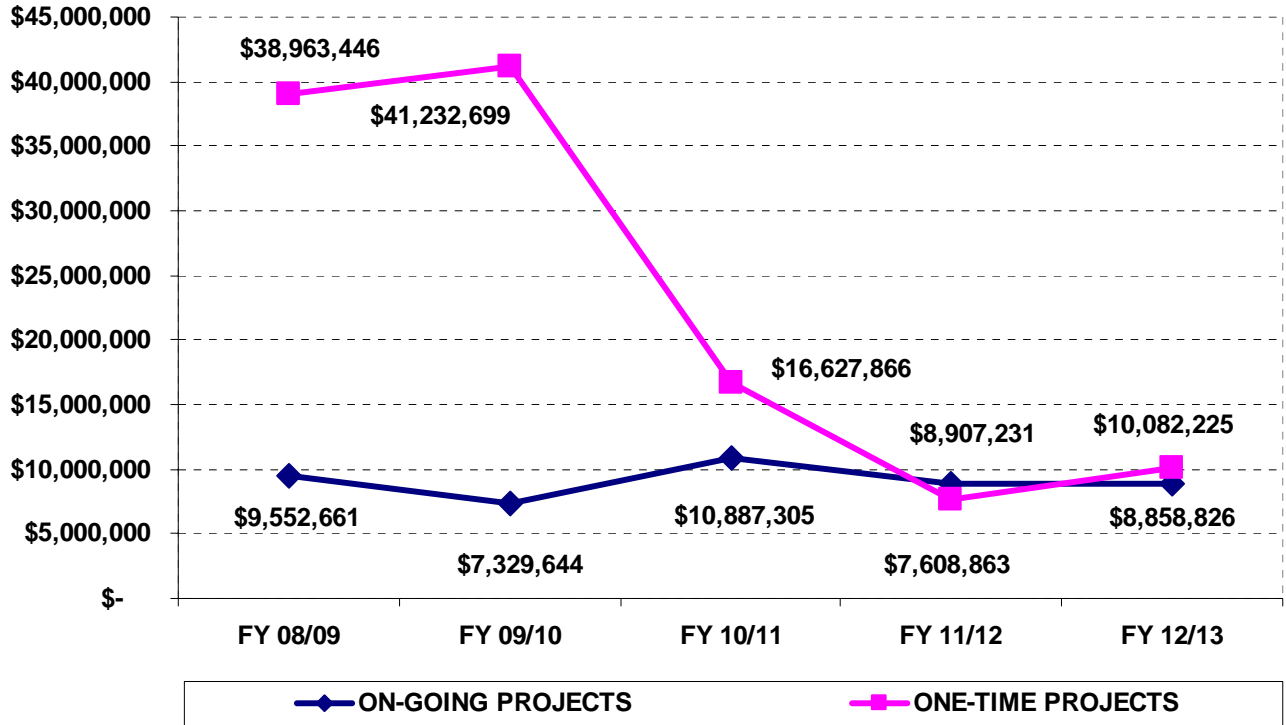
General Fund Vehicle & Capital Equipment Replacement (Only Vehicles for the Spartanburg County Sheriff's Office) \$978,343

### General Obligation Bond (FY 2008/09 Project Funding)

Administration Building Air Cooled Chiller	\$210,000
Boiler Replacement @ County Courthouse	400,000
County Facilities Parking Lot Repaving	525,000
County Facility Stair, Sidewalk & Ramp Repair	142,000
Courthouse HVAC Controls	60,000
Detention Annex I Repairs & Renovations	150,000
Gate Replacement @ Detention Facility	126,000
Main Detention Facility Expansion Project	27,140,000
Roof Replacement @ Administration Building & Courthouse	<u>833,000</u>
<b>Subtotal, General Obligation Bond</b>	<b>\$29,586,000</b>

**Total, FY 2008-09 Debt Service Financed Projects** **\$30,564,343**

# FY 2009-13 ADOPTED CAPITAL IMPROVEMENT PLAN ON-GOING AND ONE-TIME PROJECT OVERVIEW



	FY 08/09	FY 09/10	FY 10/11	FY 11/12	FY 12/13
<b>ON-GOING PROJECTS</b>	\$ 9,552,661	\$ 7,329,644	\$ 10,887,305	\$ 8,907,231	\$ 8,858,826
<b>ONE-TIME PROJECTS</b>	\$ 38,963,446	\$ 41,232,699	\$ 16,627,866	\$ 7,608,863	\$ 10,082,225
<b>TOTAL CAPITAL PROJECTS</b>	\$ 48,516,107	\$ 48,562,343	\$ 27,515,171	\$ 16,516,094	\$ 18,941,051
<b>% ON-GOING PROJECTS</b>	19.69%	15.09%	39.57%	53.93%	46.77%
<b>% ONE-TIME PROJECTS</b>	80.31%	84.91%	60.43%	46.07%	53.23%

The data on this sheet provides details of on-going capital projects (also known as maintenance of effort projects) versus one-time projects. One-time projects have a defined start and finish date, while on-going capital projects will most likely be included in every capital budget. On-going projects are exclusively funded with pay-as-you-go revenues, while one-time projects can be funded with either pay-as-you-go or debt service funding sources. Below is a list of on-going projects that are proposed to be funded in the FY 2009-13 CIP as part of the FY 2008/09 capital year budget.

<b>Project</b>	<b>FY 08/09</b>
Affordable Housing and Housing Rehabilitation	\$398,018
Countywide Asphalt Resurfacing	4,249,000
County Network Infrastructure	91,000
County Services & Software Upgrade	100,000
Countywide Bridge & Culvert Repair & Maintenance	375,000
Countywide Dirt Road Resurfacing	138,000

*(ON-GOING PROJECTS CONTINUED)*

<b>Project</b>	<b>FY 08/09</b>
Countywide Land Acquisition for Affordable Housing	35,000
Countywide Sidewalk Replacement Program	150,000
Countywide Unsafe Structure Demolition	35,000
Detention Facility Repairs and Maintenance	150,000
Evans Building Improvements	50,000
General Fund Vehicle & Capital Equipment Replacement	1,465,443
Multi-Modal Transportation Infrastructure	165,000
Municipal Road Projects	775,000
Other Funds Vehicle and Capital Equip Replacement	28,300
Parks & Recreation Vehicle and Capital Equipment Replacement	270,700
Solid Waste Fund Vehicle & Capital Equipment Replacement	1,052,200
Traffic Calming	25,000
<b>Total On-Going Projects</b>	<b><u>\$9,552,661</u></b>

**SPARTANBURG COUNTY, SOUTH CAROLINA  
FY 2009-13 ADOPTED CAPITAL IMPROVEMENT PLAN SUMMARY  
SUMMARY OF ADOPTED PROJECTS**

PROJECT	TOTAL PROJECT COST	COMMITTED FUNDING	FY 2008/09	FY 2009/10	FY 2010/11	FY 2011/12	FY 2012/13	FY 2009-13 TOTAL
<b>COUNTY BUILDINGS AND FACILITIES</b>								
Detention Annex I Repairs & Renovations	940,000	790,000	150,000	0	0	0	0	150,000
Main Detention Facility Repairs & Maintenance.	750,000	0	150,000	150,000	150,000	150,000	150,000	750,000
Fleet Services Facility Repairs	80,000	33,000	47,000	0	0	0	0	47,000
Evans Building Improvements	1,311,000	220,000	50,000	50,000	50,000	941,000	0	1,091,000
9-1-1 Console Furniture Replacement	250,000	0	250,000	0	0	0	0	250,000
Boiler Replacement	400,000	0	400,000	0	0	0	0	400,000
Administration Building Air Cooled Chiller	210,000	0	210,000	0	0	0	0	210,000
Roof Replacement @ Administration Bldg. & Courthouse	833,000	0	833,000	0	0	0	0	833,000
Courthouse HVAC Controls	60,000	0	60,000	0	0	0	0	60,000
Courtroom Renovations	172,000	0	172,000	0	0	0	0	172,000
County Facilities Stair, Sidewalk & Ramp Repair	142,000	0	142,000	0	0	0	0	142,000
Main Detention Facility Automatic Gate Replacement	126,000	0	126,000	0	0	0	0	126,000
County Facilities Space Utilization	250,000	0	250,000	0	0	0	0	250,000
County Facilities Parking Lot Repaving	981,000	0	575,000	0	0	406,000	0	981,000
Wellford Landfill New Office Bldg. & Shop Relocation	507,000	0	0	507,000	0	0	0	507,000
Main Detention Facility Kitchen & Laundry Upgrades	325,000	0	0	325,000	0	0	0	325,000
Main Detention Facility Water Controls	625,000	0	0	625,000	0	0	0	625,000
<b>Total, County Buildings and Facilities</b>	<b>7,962,000</b>	<b>1,043,000</b>	<b>3,415,000</b>	<b>1,657,000</b>	<b>200,000</b>	<b>1,497,000</b>	<b>150,000</b>	<b>6,919,000</b>
<b>ROADS AND INTERSECTIONS</b>								
Countywide Asphalt Resurfacing	25,958,000	4,249,000	4,249,000	4,249,000	4,249,000	4,249,000	4,713,000	21,709,000
Countywide Dirt Road Surfacing	707,000	103,000	138,000	109,000	99,000	107,000	151,000	604,000
Municipal Road Projects	4,475,000	600,000	775,000	775,000	775,000	775,000	775,000	3,875,000
Traffic Calming	300,000	75,000	25,000	50,000	50,000	50,000	50,000	225,000
Fairforest Road Widening	1,350,000	792,500	557,500	0	0	0	0	557,500
Hampton Rd. @ Holly Springs Rd.	875,000	875,000	0	0	0	0	0	0
Zion Hill @ US 29 Intersection Improvements	500,000	0	500,000	0	0	0	0	500,000
Caldwell Drive Extension	550,000	0	550,000	0	0	0	0	550,000
Gin House Road Widening	480,000	0	0	480,000	0	0	0	480,000
Westmoreland Road Widening	890,000	0	0	0	445,000	445,000	0	890,000
Society Hill Road Improvements	190,300	0	0	0	45,000	145,300	0	190,300
Crocker Rd. @ Patterson Rd. Intersection	350,000	0	0	0	0	350,000	0	350,000
<b>Total, Roads and Intersections Projects</b>	<b>36,625,300</b>	<b>6,694,500</b>	<b>6,794,500</b>	<b>5,663,000</b>	<b>5,618,000</b>	<b>5,671,000</b>	<b>6,184,300</b>	<b>29,930,800</b>

**SPARTANBURG COUNTY, SOUTH CAROLINA  
FY 2009-13 ADOPTED CAPITAL IMPROVEMENT PLAN SUMMARY  
SUMMARY OF ADOPTED PROJECTS**

PROJECT	TOTAL PROJECT COST	COMMITTED FUNDING	FY 2008/09	FY 2009/10	FY 2010/11	FY 2011/12	FY 2012/13	FY 2009-13 TOTAL
<b>BRIDGES</b>								
County Bridge & Culvert Repair & Maintenance	2,431,500	360,000	375,000	394,000	413,000	434,000	455,500	2,071,500
Brookman McClimon Rd. Bridge Replacement	830,000	457,000	373,000	0	0	0	0	373,000
Zimmerman Road Bridge Replacement	450,000	414,400	35,600	0	0	0	0	35,600
Dairy Ridge Road Bridge Replacement	1,000,000	543,400	456,600	0	0	0	0	456,600
Double Branch Road Bridge Replacement	1,095,000	0	0	1,095,000	0	0	0	1,095,000
Runion Road Bridge Replacement	500,000	0	0	85,000	415,000	0	0	500,000
Clark Road Bridge Replacement	710,000	0	0	0	710,000	0	0	710,000
Hampton Road Bridge Replacement	785,000	0	0	0	125,000	660,000	0	785,000
Kist Road Bridge Replacement	735,000	0	0	0	0	735,000	0	735,000
<b>Total, Bridges</b>	<b>8,536,500</b>	<b>1,774,800</b>	<b>1,240,200</b>	<b>1,574,000</b>	<b>1,663,000</b>	<b>1,829,000</b>	<b>455,500</b>	<b>6,761,700</b>
<b>SIDEWALKS &amp; ALTERNATIVE TRANSPORTATION</b>								
Countywide Sidewalk Replacement Program	775,000	25,000	150,000	150,000	150,000	150,000	150,000	750,000
Multi-Modal Transportation Infrastructure	565,000	0	165,000	100,000	100,000	100,000	100,000	565,000
<b>Total, Sidewalks and Alternative Transportation</b>	<b>1,340,000</b>	<b>25,000</b>	<b>315,000</b>	<b>250,000</b>	<b>250,000</b>	<b>250,000</b>	<b>250,000</b>	<b>1,315,000</b>
<b>SOLID WASTE</b>								
Convenience Center 16 Expansion	446,500	446,500	0	0	0	0	0	0
County Collection & Recycling Center Assess.	110,000	0	110,000	0	0	0	0	110,000
Phase V MSW Landfill Closure	8,580,000	0	0	250,000	5,788,125	0	0	6,038,125
Phase VI MSW Cell 2 Construction	4,100,000	0	0	300,000	3,800,000	0	0	4,100,000
Wellford Landfill MSW Disposal	350,000	0	150,000	200,000	0	0	0	350,000
Construction & Demolition Landfill Exp.	600,000	0	100,000	500,000	0	0	0	600,000
Croft Landfill Dumpsite Remediation	220,000	0	230,000	0	0	0	0	230,000
Recycling Yard Relocation	317,000	0	0	317,000	0	0	0	317,000
Wellford Landfill Road Improvements	138,000	0	0	138,000	0	0	0	138,000
Wellford Landfill Methane Recovery Project	4,000,000	0	1,000,000	3,000,000	0	0	0	4,000,000
Croft Landfill Methane Gas Extraction System	665,000	0	0	0	0	665,000	0	665,000
<b>Total, Solid Waste</b>	<b>19,526,500</b>	<b>446,500</b>	<b>1,590,000</b>	<b>4,705,000</b>	<b>9,588,125</b>	<b>665,000</b>	<b>0</b>	<b>16,548,125</b>
<b>STORMWATER MANAGEMENT</b>								
Edgecombe Road Drainage Improvements	281,766	281,766	0	0	0	0	0	0
Stormwater Management Capital Equipment	340,000	0	0	340,000	0	0	0	340,000
<b>Total, Stormwater Management</b>	<b>621,766</b>	<b>281,766</b>	<b>0</b>	<b>340,000</b>	<b>0</b>	<b>0</b>	<b>0</b>	<b>340,000</b>
<b>PUBLIC SAFETY</b>								
Main Detention Facility Expansion	46,100,000	1,100,000	27,140,000	17,860,000	0	0	0	45,000,000
Courthouse Security Equipment Upgrade	285,000	0	285,000	0	0	0	0	285,000
Rehabilitation/Remediation of Fire Simulator Burn Rooms	117,000	0	55,000	62,000	0	0	0	117,000
New Prospect Ambulance Station	512,500	0	512,500	0	0	0	0	512,500
ESA Master Planning	175,000	0	175,000	0	0	0	0	175,000
<b>Total, Public Safety</b>	<b>47,189,500</b>	<b>1,100,000</b>	<b>28,167,500</b>	<b>17,922,000</b>	<b>0</b>	<b>0</b>	<b>0</b>	<b>46,089,500</b>

**SPARTANBURG COUNTY, SOUTH CAROLINA  
FY 2009-13 ADOPTED CAPITAL IMPROVEMENT PLAN SUMMARY  
SUMMARY OF ADOPTED PROJECTS**

PROJECT	TOTAL PROJECT COST	COMMITTED FUNDING	FY 2008/09	FY 2009/10	FY 2010/11	FY 2011/12	FY 2012/13	FY 2009-13 TOTAL
<b>TECHNOLOGY</b>								
Voice Logging System Replacement	93,500	93,500	0	0	0	0	0	0
CAD and EMD Software Integration	113,000	113,000	0	0	0	0	0	0
9-1-1 Mobile Data Infrastructure	150,000	150,000	0	0	0	0	0	0
9-1-1 System & CPE Upgrade and Replacement	535,000	107,000	107,000	107,000	107,000	0	0	428,000
800 Mhz Interoperability Enhancement	1,015,009	0	1,015,009	0	0	0	0	1,015,009
Computer Aided Dispatch System Replacement	520,000	0	0	130,000	130,000	130,000	130,000	520,000
Case Management System	50,000	0	50,000	0	0	0	0	50,000
County Network Infrastructure	486,000	81,000	91,000	81,000	91,000	71,000	0	405,000
County Services & Software Upgrade	608,000	122,000	100,000	82,000	122,000	100,000	82,000	486,000
<b>Total, Technology</b>	<b>3,570,509</b>	<b>666,500</b>	<b>1,363,009</b>	<b>390,000</b>	<b>440,000</b>	<b>428,000</b>	<b>283,000</b>	<b>2,904,009</b>
<b>COMMUNITY &amp; ECONOMIC DEVELOPMENT</b>								
Startex Community Infrastructure	307,500	0	307,500	0	0	0	0	307,500
Affordable Housing & Housing Rehabilitation	398,018	0	398,018	0	0	0	0	398,018
ReGenesis Infrastructure for Affordable Housing	388,737	0	388,737	0	0	0	0	388,737
Countywide Unsafe Structure Demolition	35,000	0	35,000	0	0	0	0	35,000
Co. Land Acquisition for Affordable Housing	35,000	0	35,000	0	0	0	0	35,000
<b>Total, Community and Economic Development</b>	<b>1,164,255</b>	<b>0</b>	<b>1,164,255</b>	<b>0</b>	<b>0</b>	<b>0</b>	<b>0</b>	<b>1,164,255</b>
<b>VEHICLE AND CAPITAL EQUIPMENT REPLACEMENT</b>								
General Fund Vehicle & Capital Equipment Replacement	10,629,400	1,475,014	1,465,443	719,009	3,594,169	1,680,247	1,695,518	9,154,386
Parks & Rec. Vehicle & Capital Equipment Replacement	1,525,114	0	270,700	270,690	289,549	398,571	295,604	1,525,114
Solid Waste Vehicle & Capital Equipment Replacement	3,159,449	464,200	1,052,200	149,445	764,587	574,413	154,604	2,695,249
Other Funds Vehicle & Capital Equipment Replacement	102,400	0	28,300	10,500	0	48,000	15,600	102,400
<b>Total, Vehicle and Capital Equipment Replacement</b>	<b>15,416,363</b>	<b>1,939,214</b>	<b>2,816,643</b>	<b>1,149,644</b>	<b>4,648,305</b>	<b>2,701,231</b>	<b>2,161,326</b>	<b>13,477,149</b>
<b>PARKS &amp; RECREATION</b>								
Countywide Trail Development	2,611,550	100,000	200,000	0	0	2,435,550	0	2,635,550
West Spartanburg Regional Park Development	19,791,487	0	700,000	6,283,746	5,107,741	0	0	12,091,487
Water Park Development	7,700,000	0	650,000	7,050,000	0	0	0	7,700,000
Va-Du-Mar McMillan Park Development	7,015,920	150,000	100,000	0	0	496,529	6,269,391	6,865,920
Waterway Land Acquisition	631,181	0	0	631,181	0	0	0	631,181
Pacolet River Regional Park Development	3,813,090	0	0	946,772	0	542,784	2,323,534	3,813,090
Holston Creek Regional Park Development	864,000	0	0	0	0	864,000	0	864,000
<b>Total, Parks &amp; Recreation</b>	<b>42,427,228</b>	<b>250,000</b>	<b>1,650,000</b>	<b>14,911,699</b>	<b>5,107,741</b>	<b>3,474,863</b>	<b>9,456,925</b>	<b>34,601,228</b>
<b>TOTAL, ADOPTED COUNTY PROJECTS</b>	<b>184,379,921</b>	<b>14,221,280</b>	<b>48,516,107</b>	<b>48,562,343</b>	<b>27,515,171</b>	<b>16,516,094</b>	<b>18,941,051</b>	<b>160,050,766</b>

## FY 2009-13 ADOPTED CAPITAL IMPROVEMENT PLAN ADOPTED PROJECTS WITH APPLICABLE FUNDING SOURCES

*Note: Projects with borders around information indicate a change was made to the project after the first reading of the Capital Year Budget Ordinance*

PROJECT	TOTAL PROJECT COST	COMMITTED FUNDING	FY 2008/09	FY 2009/10	FY 2010/11	FY 2011/12	FY 2012/13	FY 2009-13 TOTAL
<b>COUNTY BUILDINGS &amp; FACILITIES</b>								
<b>Detention Annex I Repairs &amp; Renovations</b>								
Capital Projects Reserve Fund	790,000	790,000	0	0	0	0	0	0
General Obligation Bond - FY 2008/09	0	0	150,000	0	0	0	0	150,000
<b>Total, Detention Annex I Repairs &amp; Renovations</b>	<b>940,000</b>	<b>790,000</b>	<b>150,000</b>	<b>0</b>	<b>0</b>	<b>0</b>	<b>0</b>	<b>150,000</b>
<b>Main Detention Facility Repairs and Maintenance</b>								
General Fund Transfer	750,000	0	150,000	150,000	150,000	150,000	150,000	750,000
<b>Total, Main Detention Facility Repairs &amp; Maint.</b>	<b>750,000</b>	<b>0</b>	<b>150,000</b>	<b>150,000</b>	<b>150,000</b>	<b>150,000</b>	<b>150,000</b>	<b>750,000</b>
<b>Fleet Services Facility Repairs</b>								
Capital Projects Reserve Fund	80,000	33,000	47,000	0	0	0	0	47,000
<b>Total, Fleet Services Facility Repairs</b>	<b>80,000</b>	<b>33,000</b>	<b>47,000</b>	<b>0</b>	<b>0</b>	<b>0</b>	<b>0</b>	<b>47,000</b>
<b>Evans Building Improvements</b>								
General Obligation Bond - FY 11/12	0	0	0	0	0	941,000	0	941,000
General Fund Transfer	100,000	0	0	50,000	50,000	0	0	100,000
Capital Projects Reserve Fund	270,000	220,000	50,000	0	0	0	0	50,000
<b>Total, Evans Building Improvements</b>	<b>1,311,000</b>	<b>220,000</b>	<b>50,000</b>	<b>50,000</b>	<b>50,000</b>	<b>941,000</b>	<b>0</b>	<b>1,091,000</b>
<b>9-1-1 Console Furniture Replacement</b>								
9-1-1 Phone Fund	250,000	0	250,000	0	0	0	0	250,000
<b>Total, 9-1-1 Console Furniture Replacement</b>	<b>250,000</b>	<b>0</b>	<b>250,000</b>	<b>0</b>	<b>0</b>	<b>0</b>	<b>0</b>	<b>250,000</b>
<b>Boiler Replacement @ Courthouse</b>								
General Obligation Bond - FY 2008/09	400,000	0	400,000	0	0	0	0	400,000
<b>Total, Boiler Replacement</b>	<b>400,000</b>	<b>0</b>	<b>400,000</b>	<b>0</b>	<b>0</b>	<b>0</b>	<b>0</b>	<b>400,000</b>
<b>Administration Building Air Cooled Chiller</b>								
General Obligation Bond - FY 2008/09	210,000	0	210,000	0	0	0	0	210,000
<b>Total, Admin. Building Air Cooled Chiller</b>	<b>210,000</b>	<b>0</b>	<b>210,000</b>	<b>0</b>	<b>0</b>	<b>0</b>	<b>0</b>	<b>210,000</b>
<b>Roof Replacement @ Admin Bldg. &amp; Courthouse</b>								
General Obligation Bond - FY 2008/09	833,000	0	833,000	0	0	0	0	833,000
<b>Total, Roof Replacement</b>	<b>833,000</b>	<b>0</b>	<b>833,000</b>	<b>0</b>	<b>0</b>	<b>0</b>	<b>0</b>	<b>833,000</b>
<b>Courthouse HVAC Controls</b>								
General Obligation Bond - FY 2008/09	60,000	0	60,000	0	0	0	0	60,000
<b>Total, Courthouse HVAC Controls</b>	<b>60,000</b>	<b>0</b>	<b>60,000</b>	<b>0</b>	<b>0</b>	<b>0</b>	<b>0</b>	<b>60,000</b>
<b>Courtroom Renovations</b>								
Capital Projects Reserve Fund	27,000	0	27,000	0	0	0	0	27,000
General Fund Transfer	145,000	0	145,000	0	0	0	0	145,000
<b>Total, Courtroom Renovations</b>	<b>172,000</b>	<b>0</b>	<b>172,000</b>	<b>0</b>	<b>0</b>	<b>0</b>	<b>0</b>	<b>172,000</b>
<b>County Facility Stair, Sidewalk &amp; Ramp Repair</b>								
General Obligation Bond - FY 2008/09	142,000	0	142,000	0	0	0	0	142,000
<b>Total, Stair, Sidewalk &amp; Ramp Repair</b>	<b>142,000</b>	<b>0</b>	<b>142,000</b>	<b>0</b>	<b>0</b>	<b>0</b>	<b>0</b>	<b>142,000</b>
<b>Automatic Gate Replacement @ Detention Facility</b>								
General Obligation Bond - FY 2008/09	126,000	0	126,000	0	0	0	0	126,000
<b>Total, Automatic Gate Replacement</b>	<b>126,000</b>	<b>0</b>	<b>126,000</b>	<b>0</b>	<b>0</b>	<b>0</b>	<b>0</b>	<b>126,000</b>
<b>County Facilities Space Utilization</b>								
Capital Projects Reserve Fund	235,000	0	235,000	0	0	0	0	235,000
General Fund Transfer	15,000	0	15,000	0	0	0	0	15,000
<b>Total, County Facilities Space Utilization</b>	<b>250,000</b>	<b>0</b>	<b>250,000</b>	<b>0</b>	<b>0</b>	<b>0</b>	<b>0</b>	<b>250,000</b>
<b>Parking Lot Repaving (Admin, Evans, Sheriff)</b>								
General Obligation Bond - FY 2008/09	525,000	0	525,000	0	0	0	0	525,000
Stormwater Fund	90,000	0	50,000	0	0	40,000	0	90,000
General Obligation Bond - FY 2011/12	366,000	0	0	0	0	366,000	0	366,000
<b>Total, Parking Lot Repaving</b>	<b>981,000</b>	<b>0</b>	<b>575,000</b>	<b>0</b>	<b>0</b>	<b>406,000</b>	<b>0</b>	<b>981,000</b>
<b>Wellford Landfill New Office Bldg. &amp; Shop Relocation</b>								
Solid Waste Fund	507,000	0	0	507,000	0	0	0	507,000
<b>Total, New Office Building @ Wellford Landfill</b>	<b>507,000</b>	<b>0</b>	<b>0</b>	<b>507,000</b>	<b>0</b>	<b>0</b>	<b>0</b>	<b>507,000</b>
<b>Main Detention Facility Kitchen &amp; Laundry Upgrades</b>								
General Fund Transfer	145,000	0	0	145,000	0	0	0	145,000
Palmetto Landfill Fund	180,000	0	0	180,000	0	0	0	180,000
<b>Total, Detention Kitchen &amp; Laundry Upgrades</b>	<b>325,000</b>	<b>0</b>	<b>0</b>	<b>325,000</b>	<b>0</b>	<b>0</b>	<b>0</b>	<b>325,000</b>
<b>Main Detention Facility Water Controls</b>								
General Obligation Bond - FY 2009/10	625,000	0	0	625,000	0	0	0	625,000
<b>Total, Main Detention Facility Water Controls</b>	<b>625,000</b>	<b>0</b>	<b>0</b>	<b>625,000</b>	<b>0</b>	<b>0</b>	<b>0</b>	<b>625,000</b>
<b>TOTAL, ALL CO. BUILDING &amp; FACILITY PROJECTS</b>	<b>7,962,000</b>	<b>1,043,000</b>	<b>3,415,000</b>	<b>1,657,000</b>	<b>200,000</b>	<b>1,497,000</b>	<b>150,000</b>	<b>6,919,000</b>

PROJECT	TOTAL PROJECT COST	COMMITTED FUNDING	FY 2008/09	FY 2009/10	FY 2010/11	FY 2011/12	FY 2012/13	FY 2009-13 TOTAL
<b>ROADS AND INTERSECTIONS</b>								
<b>Countywide Asphalt Resurfacing</b>								
Road Maintenance Fee	17,480,000	2,836,000	2,836,000	2,836,000	2,836,000	2,836,000	3,300,000	14,644,000
General Fund Transfer	2,250,000	375,000	375,000	375,000	375,000	375,000	375,000	1,875,000
State C Funds	6,228,000	1,038,000	1,038,000	1,038,000	1,038,000	1,038,000	1,038,000	5,190,000
<b>Total, Countywide Asphalt Resurfacing</b>	<b>25,958,000</b>	<b>4,249,000</b>	<b>4,249,000</b>	<b>4,249,000</b>	<b>4,249,000</b>	<b>4,249,000</b>	<b>4,713,000</b>	<b>21,709,000</b>
<b>Countywide Dirt Road Resurfacing</b>								
Road Maintenance Fee	587,000	83,000	118,000	89,000	79,000	87,000	131,000	504,000
General Fund Transfer	120,000	20,000	20,000	20,000	20,000	20,000	20,000	100,000
<b>Total, Countywide Dirt Road Surfacing</b>	<b>707,000</b>	<b>103,000</b>	<b>138,000</b>	<b>109,000</b>	<b>99,000</b>	<b>107,000</b>	<b>151,000</b>	<b>604,000</b>
<b>Municipal Road Projects</b>								
Road Maintenance Fee	4,475,000	600,000	775,000	775,000	775,000	775,000	775,000	3,875,000
<b>Total, Municipal Road Projects</b>	<b>4,475,000</b>	<b>600,000</b>	<b>775,000</b>	<b>775,000</b>	<b>775,000</b>	<b>775,000</b>	<b>775,000</b>	<b>3,875,000</b>
<b>Traffic Calming</b>								
General Fund Transfer	300,000	75,000	25,000	50,000	50,000	50,000	50,000	225,000
<b>Total, Traffic Calming</b>	<b>300,000</b>	<b>75,000</b>	<b>25,000</b>	<b>50,000</b>	<b>50,000</b>	<b>50,000</b>	<b>50,000</b>	<b>225,000</b>
<b>Fairforest Road Widening</b>								
Road Maintenance Fee	1,045,000	487,500	557,500	0	0	0	0	557,500
State C Funds	305,000	305,000	0	0	0	0	0	0
<b>Total, Fairforest Road Widening</b>	<b>1,350,000</b>	<b>792,500</b>	<b>557,500</b>	<b>0</b>	<b>0</b>	<b>0</b>	<b>0</b>	<b>557,500</b>
<b>Hampton Road @ Holly Springs Rd. Intersection</b>								
Road Maintenance Fee	350,000	350,000	0	0	0	0	0	0
Spartanburg County School District 5	350,000	350,000	0	0	0	0	0	0
State C Funds	175,000	175,000	0	0	0	0	0	0
<b>Total, Hampton Rd. @ Holly Springs Rd.</b>	<b>875,000</b>	<b>875,000</b>	<b>0</b>	<b>0</b>	<b>0</b>	<b>0</b>	<b>0</b>	<b>0</b>
<b>Zion Hill @ US 29 Intersection Improvements</b>								
Road Maintenance Fee	250,000	0	250,000	0	0	0	0	250,000
State C Funds	250,000	0	250,000	0	0	0	0	250,000
<b>Total, Zion Hill @ US 29 Intersection Imprv.</b>	<b>500,000</b>	<b>0</b>	<b>500,000</b>	<b>0</b>	<b>0</b>	<b>0</b>	<b>0</b>	<b>500,000</b>
<b>Caldwell Drive Extension</b>								
Road Maintenance Fee	550,000	0	550,000	0	0	0	0	550,000
<b>Total, Caldwell Drive Extension</b>	<b>550,000</b>	<b>0</b>	<b>550,000</b>	<b>0</b>	<b>0</b>	<b>0</b>	<b>0</b>	<b>550,000</b>
<b>Gin House Road Widening</b>								
Road Maintenance Fee	480,000	0	0	480,000	0	0	0	480,000
<b>Total, Gin House Road Widening</b>	<b>480,000</b>	<b>0</b>	<b>0</b>	<b>480,000</b>	<b>0</b>	<b>0</b>	<b>0</b>	<b>480,000</b>
<b>Westmoreland Road Widening</b>								
Road Maintenance Fee	890,000	0	0	0	445,000	445,000	0	890,000
<b>Total, Westmoreland Road Widening</b>	<b>890,000</b>	<b>0</b>	<b>0</b>	<b>0</b>	<b>445,000</b>	<b>445,000</b>	<b>0</b>	<b>890,000</b>
<b>Society Hill Road Improvements</b>								
Road Maintenance Fee	190,300	0	0	0	0	45,000	145,300	190,300
<b>Total, Society Hill Road Improvements</b>	<b>190,300</b>	<b>0</b>	<b>0</b>	<b>0</b>	<b>0</b>	<b>45,000</b>	<b>145,300</b>	<b>190,300</b>
<b>Crocker Rd @ Patterson Rd Intersection Imprv.</b>								
Road Maintenance Fee	350,000	0	0	0	0	0	350,000	350,000
<b>Total, Crocker Rd. @ Patterson Rd. Intersection</b>	<b>350,000</b>	<b>0</b>	<b>0</b>	<b>0</b>	<b>0</b>	<b>0</b>	<b>350,000</b>	<b>350,000</b>
<b>TOTAL, ALL ROAD &amp; INTERSECTION PROJECTS</b>	<b>36,625,300</b>	<b>6,694,500</b>	<b>6,794,500</b>	<b>5,663,000</b>	<b>5,618,000</b>	<b>5,671,000</b>	<b>6,184,300</b>	<b>29,930,800</b>
<b>BRIDGES</b>								
<b>Countywide Bridge &amp; Culvert Repair &amp; Maintenance</b>								
Road Maintenance Fee	771,500	0	115,000	134,000	153,000	174,000	195,500	771,500
Stormwater Fund	340,000	0	100,000	60,000	60,000	60,000	60,000	340,000
General Fund	1,320,000	360,000	160,000	200,000	200,000	200,000	200,000	960,000
<b>Total, Co. Bridge &amp; Culvert Repair &amp; Maint.</b>	<b>2,431,500</b>	<b>360,000</b>	<b>375,000</b>	<b>394,000</b>	<b>413,000</b>	<b>434,000</b>	<b>455,500</b>	<b>2,071,500</b>
<b>Brockman McClimon Road Bridge Replacement</b>								
Road Maintenance Fee	527,000	457,000	70,000	0	0	0	0	70,000
State C Funds	303,000	0	303,000	0	0	0	0	303,000
<b>Total, Brockman McClimon Rd. Bridge Repl.</b>	<b>830,000</b>	<b>457,000</b>	<b>373,000</b>	<b>0</b>	<b>0</b>	<b>0</b>	<b>0</b>	<b>373,000</b>
<b>Zimmerman Road Bridge Replacement</b>								
Road Maintenance Fee	266,600	231,000	35,600	0	0	0	0	35,600
State C Funds	183,400	183,400	0	0	0	0	0	0
<b>Total, Zimmerman Road Bridge Replacement</b>	<b>450,000</b>	<b>414,400</b>	<b>35,600</b>	<b>0</b>	<b>0</b>	<b>0</b>	<b>0</b>	<b>35,600</b>
<b>Dairy Ridge Road Bridge Replacement</b>								
Road Maintenance Fee	456,600	0	456,600	0	0	0	0	456,600
State of South Carolina Earmark	250,000	250,000	0	0	0	0	0	0
State C Funds	293,400	293,400	0	0	0	0	0	0
<b>Total, Dairy Ridge Road Bridge Replacement</b>	<b>1,000,000</b>	<b>543,400</b>	<b>456,600</b>	<b>0</b>	<b>0</b>	<b>0</b>	<b>0</b>	<b>456,600</b>
<b>Double Branch Road Bridge Replacement</b>								
Road Maintenance Fee	1,095,000	0	0	1,095,000	0	0	0	1,095,000
<b>Total, Double Branch Road Bridge Replacement</b>	<b>1,095,000</b>	<b>0</b>	<b>0</b>	<b>1,095,000</b>	<b>0</b>	<b>0</b>	<b>0</b>	<b>1,095,000</b>

PROJECT	TOTAL PROJECT COST	COMMITTED FUNDING	FY 2008/09	FY 2009/10	FY 2010/11	FY 2011/12	FY 2012/13	FY 2009-13 TOTAL
<b>Runion Road Bridge Replacement</b>								
Road Maintenance Fee	500,000	0	0	85,000	415,000	0	0	500,000
<b>Total, Runion Road Bridge Replacement</b>	<b>500,000</b>	<b>0</b>	<b>0</b>	<b>85,000</b>	<b>415,000</b>	<b>0</b>	<b>0</b>	<b>500,000</b>
<b>Clark Road Bridge Replacement</b>								
Road Maintenance Fee	710,000	0	0	0	710,000	0	0	710,000
<b>Total, Clark Road Bridge Replacement</b>	<b>710,000</b>	<b>0</b>	<b>0</b>	<b>0</b>	<b>710,000</b>	<b>0</b>	<b>0</b>	<b>710,000</b>
<b>Hampton Road Bridge Replacement</b>								
Road Maintenance Fee	785,000	0	0	0	125,000	660,000	0	785,000
<b>Total, Hampton Road Bridge Replacement</b>	<b>785,000</b>	<b>0</b>	<b>0</b>	<b>0</b>	<b>125,000</b>	<b>660,000</b>	<b>0</b>	<b>785,000</b>
<b>Kist Road Bridge Replacement</b>								
Road Maintenance Fee	735,000	0	0	0	0	735,000	0	735,000
<b>Total, Kist Road Bridge Replacement</b>	<b>735,000</b>	<b>0</b>	<b>0</b>	<b>0</b>	<b>0</b>	<b>735,000</b>	<b>0</b>	<b>735,000</b>
<b>TOTAL, ALL BRIDGE PROJECTS</b>	<b>8,536,500</b>	<b>1,774,800</b>	<b>1,240,200</b>	<b>1,574,000</b>	<b>1,663,000</b>	<b>1,829,000</b>	<b>455,500</b>	<b>6,761,700</b>
<b>SIDEWALKS &amp; ALTERNATIVE TRANSPORTATION</b>								
<b>Countywide Sidewalk Replacement Program</b>								
General Fund Transfer	775,000	25,000	150,000	150,000	150,000	150,000	150,000	750,000
<b>Total, Countywide Sidewalk Replacement Program</b>	<b>775,000</b>	<b>25,000</b>	<b>150,000</b>	<b>150,000</b>	<b>150,000</b>	<b>150,000</b>	<b>150,000</b>	<b>750,000</b>
<b>Multi-Modal Transportation Infrastructure</b>								
General Fund Transfer	565,000	0	165,000	100,000	100,000	100,000	100,000	565,000
<b>Total, Multi-Modal Transportation Infrastructure</b>	<b>565,000</b>	<b>0</b>	<b>165,000</b>	<b>100,000</b>	<b>100,000</b>	<b>100,000</b>	<b>100,000</b>	<b>565,000</b>
<b>TOTAL, ALL SIDEWALKS &amp; ALT. TRANSPORTATION</b>	<b>1,340,000</b>	<b>25,000</b>	<b>315,000</b>	<b>250,000</b>	<b>250,000</b>	<b>250,000</b>	<b>250,000</b>	<b>1,315,000</b>
<b>SOLID WASTE</b>								
<b>Convenience Center 16 Expansion</b>								
Solid Waste Fund	446,500	446,500	0	0	0	0	0	0
<b>Total, Convenience Center 16 Expansion</b>	<b>446,500</b>	<b>446,500</b>	<b>0</b>	<b>0</b>	<b>0</b>	<b>0</b>	<b>0</b>	<b>0</b>
<b>County Collection &amp; Recycling Center Assessment</b>								
Solid Waste Fund	110,000	0	110,000	0	0	0	0	110,000
<b>Total, Co. Collection &amp; Recycling Center Assess.</b>	<b>110,000</b>	<b>0</b>	<b>110,000</b>	<b>0</b>	<b>0</b>	<b>0</b>	<b>0</b>	<b>110,000</b>
<b>Phase V MSW Landfill Closure</b>								
Solid Waste Revenue Bond - FY 2009/10	6,038,125	0	0	250,000	5,788,125	0	0	6,038,125
<b>Total, Phase V MSW Landfill Closure</b>	<b>6,038,125</b>	<b>0</b>	<b>0</b>	<b>250,000</b>	<b>5,788,125</b>	<b>0</b>	<b>0</b>	<b>6,038,125</b>
<b>Phase VI MSW Cell 2 Construction</b>								
Solid Waste Revenue Bond - FY 2009/10	4,100,000	0	0	300,000	3,800,000	0	0	4,100,000
<b>Total, Phase VI MSW Cell 2 Construction</b>	<b>4,100,000</b>	<b>0</b>	<b>0</b>	<b>300,000</b>	<b>3,800,000</b>	<b>0</b>	<b>0</b>	<b>4,100,000</b>
<b>Wellford Landfill MSW Disposal Permitting</b>								
Solid Waste Fund	150,000	0	150,000	0	0	0	0	150,000
Solid Waste Revenue Bond - FY 2009/10	200,000	0	0	200,000	0	0	0	200,000
<b>Total, Wellford Landfill MSW Disposal</b>	<b>350,000</b>	<b>0</b>	<b>150,000</b>	<b>200,000</b>	<b>0</b>	<b>0</b>	<b>0</b>	<b>350,000</b>
<b>Construction &amp; Demolition Landfill Expansion</b>								
Solid Waste Fund	100,000	0	100,000	0	0	0	0	100,000
Solid Waste Revenue Bond - FY 2009/10	500,000	0	0	500,000	0	0	0	500,000
<b>Total, Construction &amp; Demolition Landfill Exp.</b>	<b>600,000</b>	<b>0</b>	<b>100,000</b>	<b>500,000</b>	<b>0</b>	<b>0</b>	<b>0</b>	<b>600,000</b>
<b>Croft Landfill Dumpsite Remediation</b>								
Solid Waste Fund	230,000	0	230,000	0	0	0	0	230,000
<b>Total, Croft Landfill Dumpsite Remediation</b>	<b>230,000</b>	<b>0</b>	<b>230,000</b>	<b>0</b>	<b>0</b>	<b>0</b>	<b>0</b>	<b>230,000</b>
<b>Recycling Yard Relocation</b>								
Solid Waste Revenue Bond - FY 2009/10	317,000	0	0	317,000	0	0	0	317,000
<b>Total, Recycling Yard Relocation</b>	<b>317,000</b>	<b>0</b>	<b>0</b>	<b>317,000</b>	<b>0</b>	<b>0</b>	<b>0</b>	<b>317,000</b>
<b>Wellford Landfill Road Improvements</b>								
Solid Waste Revenue Bond - FY 2009/10	138,000	0	0	138,000	0	0	0	138,000
<b>Total, Wellford Landfill Road Improvements</b>	<b>138,000</b>	<b>0</b>	<b>0</b>	<b>138,000</b>	<b>0</b>	<b>0</b>	<b>0</b>	<b>138,000</b>
<b>Wellford Landfill Methane Recovery Project</b>								
Solid Waste Fund	1,000,000	0	1,000,000	0	0	0	0	1,000,000
Solid Waste Revenue Bond - FY 2009/10	3,000,000	0	0	3,000,000	0	0	0	3,000,000
<b>Total, Wellford Methane Recovery Project</b>	<b>4,000,000</b>	<b>0</b>	<b>1,000,000</b>	<b>3,000,000</b>	<b>0</b>	<b>0</b>	<b>0</b>	<b>4,000,000</b>
<b>Croft Landfill Methane Gas Extraction System</b>								
Solid Waste Revenue Bond - FY 2009/10	665,000	0	0	0	0	665,000	0	665,000
<b>Total, Croft Landfill Methane Gas Extr. System</b>	<b>665,000</b>	<b>0</b>	<b>0</b>	<b>0</b>	<b>0</b>	<b>665,000</b>	<b>0</b>	<b>665,000</b>
<b>TOTAL, ALL SOLID WASTE PROJECTS</b>	<b>16,994,625</b>	<b>446,500</b>	<b>1,590,000</b>	<b>4,705,000</b>	<b>9,588,125</b>	<b>665,000</b>	<b>0</b>	<b>16,548,125</b>

PROJECT	TOTAL PROJECT COST	COMMITTED FUNDING	FY 2008/09	FY 2009/10	FY 2010/11	FY 2011/12	FY 2012/13	FY 2009-13 TOTAL
<b>STORMWATER MANAGEMENT</b>								
Edgcombe Road Drainage Improvements								
Stormwater Fund	281,766	281,766	0	0	0	0	0	0
<b>Total, Edgcombe Road Drainage Improvements</b>	<b>281,766</b>	<b>281,766</b>	<b>0</b>	<b>0</b>	<b>0</b>	<b>0</b>	<b>0</b>	<b>0</b>
Stormwater Management Capital Equipment								
Stormwater Fund	340,000	0	0	340,000	0	0	0	340,000
<b>Total, Stormwater Management Capital Equipment</b>	<b>340,000</b>	<b>0</b>	<b>0</b>	<b>340,000</b>	<b>0</b>	<b>0</b>	<b>0</b>	<b>340,000</b>
<b>TOTAL, ALL STORMWATER MANAGEMENT PROJECTS</b>	<b>621,766</b>	<b>281,766</b>	<b>0</b>	<b>340,000</b>	<b>0</b>	<b>0</b>	<b>0</b>	<b>340,000</b>

<b>PUBLIC SAFETY</b>								
<b>Main Detention Facility Expansion</b>								
Capital Projects Reserve Fund	1,100,000	1,100,000	0	0	0	0	0	0
General Obligation Bond - FY 2008/09	27,140,000	0	27,140,000	0	0	0	0	27,140,000
General Obligation Bond - FY 2009/10	17,860,000	0	0	17,860,000	0	0	0	17,860,000
<b>Total, Main Detention Facility Expansion</b>	<b>46,100,000</b>	<b>1,100,000</b>	<b>27,140,000</b>	<b>17,860,000</b>	<b>0</b>	<b>0</b>	<b>0</b>	<b>45,000,000</b>
<b>Courthouse Security Equipment Upgrade</b>								
Capital Projects Reserve Fund	73,000	0	73,000	0	0	0	0	73,000
State of South Carolina - Dept of Public Safety	212,000	0	212,000	0	0	0	0	212,000
<b>Total, Courthouse Security Equipment Upgrade</b>	<b>285,000</b>	<b>0</b>	<b>285,000</b>	<b>0</b>	<b>0</b>	<b>0</b>	<b>0</b>	<b>285,000</b>
<b>Emergency Services Academy Master Planning</b>								
Capital Projects Reserve Fund	175,000	0	175,000	0	0	0	0	175,000
<b>Total, ESA Master Planning</b>	<b>175,000</b>	<b>0</b>	<b>175,000</b>	<b>0</b>	<b>0</b>	<b>0</b>	<b>0</b>	<b>175,000</b>
<b>Rehabilitation/Remediation of Fire Simulator Burn Rooms</b>								
Palmetto Landfill Fund	117,000	0	55,000	62,000	0	0	0	117,000
<b>Total, ESA Master Planning</b>	<b>117,000</b>	<b>0</b>	<b>55,000</b>	<b>62,000</b>	<b>0</b>	<b>0</b>	<b>0</b>	<b>117,000</b>
<b>New Prospect Area Ambulance Station</b>								
Emergency Medical Services Revenues	512,500	0	512,500	0	0	0	0	512,500
<b>Total, ESA Master Planning</b>	<b>512,500</b>	<b>0</b>	<b>512,500</b>	<b>0</b>	<b>0</b>	<b>0</b>	<b>0</b>	<b>512,500</b>
<b>TOTAL, ALL PUBLIC SAFETY PROJECTS</b>	<b>47,189,500</b>	<b>1,100,000</b>	<b>28,167,500</b>	<b>17,922,000</b>	<b>0</b>	<b>0</b>	<b>0</b>	<b>46,089,500</b>

PROJECT	TOTAL PROJECT COST	COMMITTED FUNDING	FY 2008/09	FY 2009/10	FY 2010/11	FY 2011/12	FY 2012/13	FY 2009-13 TOTAL
<b>TECHNOLOGY</b>								
<b>Voice Logging System Replacement</b>								
9-1-1 Phone Fund	93,500	93,500	0	0	0	0	0	0
<b>Total, Voice Logging System Replacement</b>	<b>93,500</b>	<b>93,500</b>	<b>0</b>	<b>0</b>	<b>0</b>	<b>0</b>	<b>0</b>	<b>0</b>
<b>CAD and EMD Software Integration</b>								
9-1-1 Phone Fund	113,000	113,000	0	0	0	0	0	0
<b>Total, CAD and EMD Software Integration</b>	<b>113,000</b>	<b>113,000</b>	<b>0</b>	<b>0</b>	<b>0</b>	<b>0</b>	<b>0</b>	<b>0</b>
<b>9-1-1 Mobile Data Infrastructure</b>								
General Fund Transfer	150,000	150,000	0	0	0	0	0	0
<b>Total, 9-1-1 Mobile Data Infrastructure</b>	<b>150,000</b>	<b>150,000</b>	<b>0</b>	<b>0</b>	<b>0</b>	<b>0</b>	<b>0</b>	<b>0</b>
<b>9-1-1 System &amp; CPE Upgrade and Replacement</b>								
9-1-1 Phone Fund	535,000	107,000	107,000	107,000	107,000	107,000	0	428,000
<b>Total, 9-1-1 System &amp; CPE Upgrade and Repl.</b>	<b>535,000</b>	<b>107,000</b>	<b>107,000</b>	<b>107,000</b>	<b>107,000</b>	<b>107,000</b>	<b>0</b>	<b>428,000</b>
<b>800 Mhz Interoperability Enhancement</b>								
Federal Grant - Dept of Homeland Security	812,009	0	812,009	0	0	0	0	812,009
County Municipality Contribution	203,000	0	203,000	0	0	0	0	203,000
<b>Total, 800 MHz Interoperability Enhancement</b>	<b>1,015,009</b>	<b>0</b>	<b>1,015,009</b>	<b>0</b>	<b>0</b>	<b>0</b>	<b>0</b>	<b>1,015,009</b>
<b>Computer Aided Dispatch System Replacement</b>								
9-1-1 Phone System Fund	520,000	0	0	130,000	130,000	130,000	130,000	520,000
<b>Total, Computer Aided Dispatch System Repl.</b>	<b>520,000</b>	<b>0</b>	<b>0</b>	<b>130,000</b>	<b>130,000</b>	<b>130,000</b>	<b>130,000</b>	<b>520,000</b>
<b>County Network Infrastructure</b>								
General Fund Transfer	486,000	81,000	91,000	71,000	81,000	91,000	71,000	405,000
<b>Total, County Network Infrastructure</b>	<b>486,000</b>	<b>81,000</b>	<b>91,000</b>	<b>71,000</b>	<b>81,000</b>	<b>91,000</b>	<b>71,000</b>	<b>405,000</b>
<b>County Services &amp; Software Upgrade</b>								
General Fund Transfer	608,000	122,000	100,000	82,000	122,000	100,000	82,000	486,000
<b>Total, County Services &amp; Software Upgrade</b>	<b>608,000</b>	<b>122,000</b>	<b>100,000</b>	<b>82,000</b>	<b>122,000</b>	<b>100,000</b>	<b>82,000</b>	<b>486,000</b>
<b>Case Management System</b>								
Palmetto Landfill Fund	50,000	0	50,000	0	0	0	0	50,000
<b>Total, County Services &amp; Software Upgrade</b>	<b>50,000</b>	<b>0</b>	<b>50,000</b>	<b>0</b>	<b>0</b>	<b>0</b>	<b>0</b>	<b>50,000</b>
<b>TOTAL, ALL TECHNOLOGY PROJECTS</b>	<b>3,570,509</b>	<b>666,500</b>	<b>1,363,009</b>	<b>390,000</b>	<b>440,000</b>	<b>428,000</b>	<b>283,000</b>	<b>2,904,009</b>

PROJECT	TOTAL PROJECT COST	COMMITTED FUNDING	FY 2008/09	FY 2009/10	FY 2010/11	FY 2011/12	FY 2012/13	FY 2009-13 TOTAL
<b>COMMUNITY &amp; ECONOMIC DEVELOPMENT</b>								
<b>Startex Community Infrastructure Improvements</b>								
Community Development Block Grant (CDBG)	307,500	0	307,500	0	0	0	0	307,500
<b>Total, Startex Community Infrastructure</b>	<b>307,500</b>	<b>0</b>	<b>307,500</b>	<b>0</b>	<b>0</b>	<b>0</b>	<b>0</b>	<b>307,500</b>
<b>Affordable Housing and Housing Rehabilitation</b>								
HOME Program	77,747	0	77,747	0	0	0	0	77,747
Community Development Block Grant (CDBG)	320,271	0	320,271	0	0	0	0	320,271
<b>Total, Affordable Housing &amp; Housing Rehab.</b>	<b>398,018</b>	<b>0</b>	<b>398,018</b>	<b>0</b>	<b>0</b>	<b>0</b>	<b>0</b>	<b>398,018</b>
<b>ReGenesis Infrastructure for Affordable Housing</b>								
HOME Program	388,737	0	388,737	0	0	0	0	388,737
<b>Total, ReGenesis Infrastructure</b>	<b>388,737</b>	<b>0</b>	<b>388,737</b>	<b>0</b>	<b>0</b>	<b>0</b>	<b>0</b>	<b>388,737</b>
<b>Countywide Unsafe Structure Demolition</b>								
Community Development Block Grant (CDBG)	35,000	0	35,000	0	0	0	0	35,000
<b>Total, Countywide Unsafe Structure Demolition</b>	<b>35,000</b>	<b>0</b>	<b>35,000</b>	<b>0</b>	<b>0</b>	<b>0</b>	<b>0</b>	<b>35,000</b>
<b>Countywide Land Acquisition for Affordable Housing</b>								
Community Development Block Grant (CDBG)	35,000	0	35,000	0	0	0	0	35,000
<b>Total, Co. Land Acquisition for Affordable Housing</b>	<b>35,000</b>	<b>0</b>	<b>35,000</b>	<b>0</b>	<b>0</b>	<b>0</b>	<b>0</b>	<b>35,000</b>
<b>TOTAL, ALL COMMUNITY &amp; ECON. DEV. PROJECTS</b>	<b>1,164,255</b>	<b>0</b>	<b>1,164,255</b>	<b>0</b>	<b>0</b>	<b>0</b>	<b>0</b>	<b>1,164,255</b>
<b>VEHICLE AND CAPITAL EQUIPMENT REPLACEMENT</b>								
<b>General Fund Vehicle &amp; Capital Equip Replacement</b>								
General Fund Vehicle & Capital Equip. Reserve	4,214,229	601,000	204,100	144,993	407,871	1,420,747	1,435,518	3,613,229
Sheriff's Office - Confiscated Assets	600,000	100,000	100,000	100,000	100,000	100,000	100,000	500,000
Capital Lease Financing Proceeds	4,753,171	675,014	978,343	379,516	2,720,298	0	0	4,078,157
Sale of Property - Vehicles & Capital Equipment	1,062,000	99,000	183,000	94,500	366,000	159,500	160,000	963,000
<b>Total, General Fund Veh. &amp; Cap. Equip. Fund</b>	<b>10,629,400</b>	<b>1,475,014</b>	<b>1,465,443</b>	<b>719,009</b>	<b>3,594,169</b>	<b>1,680,247</b>	<b>1,695,518</b>	<b>9,154,386</b>
<b>Parks &amp; Rec Fund Vehicle and Capital Equip Repl.</b>								
Parks & Recreation Current Revenues	1,525,114	0	270,700	270,690	289,549	398,571	295,604	1,525,114
<b>Total, Parks &amp; Rec Vehicle &amp; Capital Equip. Repl.</b>	<b>1,525,114</b>	<b>0</b>	<b>270,700</b>	<b>270,690</b>	<b>289,549</b>	<b>398,571</b>	<b>295,604</b>	<b>1,525,114</b>
<b>Solid Waste Fund Vehicle and Capital Equip Repl.</b>								
Solid Waste Fund Vehicle & Cap Equip. Reserve	2,906,449	464,200	962,200	134,445	688,587	517,413	139,604	2,442,249
Sale of Property - Vehicles & Capital Equipment	253,000	0	90,000	15,000	76,000	57,000	15,000	253,000
<b>Total, Solid Waste Vehicle &amp; Capital Equip. Repl.</b>	<b>3,159,449</b>	<b>464,200</b>	<b>1,052,200</b>	<b>149,445</b>	<b>764,587</b>	<b>574,413</b>	<b>154,604</b>	<b>2,695,249</b>
<b>Other Funds Vehicle and Capital Equip Repl.</b>								
Community and Economic Development Fund	49,500	0	15,800	10,500	0	23,200	0	49,500
SADAC Fund	15,600	0	0	0	0	0	15,600	15,600
Stormwater Fund	14,200	0	0	0	0	14,200	0	14,200
Special Revenue Fund - State C Funds	23,100	0	12,500	0	0	10,600	0	23,100
<b>Total, Solid Waste Vehicle &amp; Capital Equip. Repl.</b>	<b>102,400</b>	<b>0</b>	<b>28,300</b>	<b>10,500</b>	<b>0</b>	<b>48,000</b>	<b>15,600</b>	<b>102,400</b>
<b>TOTAL, ALL VEHICLE &amp; CAP EQUIP REPL PROJECTS</b>	<b>15,416,363</b>	<b>1,939,214</b>	<b>2,816,643</b>	<b>1,149,644</b>	<b>4,648,305</b>	<b>2,701,231</b>	<b>2,161,326</b>	<b>13,477,149</b>

PROJECT	TOTAL PROJECT COST	COMMITTED FUNDING	FY 2008/09	FY 2009/10	FY 2010/11	FY 2011/12	FY 2012/13	FY 2009-13 TOTAL
<b>PARKS &amp; RECREATION</b>								
<b>Countywide Trail Development</b>								
Federal Transportation Enhancement Grant	100,000	100,000	0	0	0	0	0	0
Hospitality Tax	200,000	0	200,000	0	0	0	0	200,000
Hospitality Tax - COPS Issue	2,435,550	0	0	0	0	2,435,550	0	2,435,550
<b>Total, Countywide Trail Development</b>	<b>2,735,550</b>	<b>100,000</b>	<b>200,000</b>	<b>0</b>	<b>0</b>	<b>2,435,550</b>	<b>0</b>	<b>2,635,550</b>
<b>West Spartanburg Regional Park Development</b>								
Hospitality Tax	700,000	0	700,000	0	0	0	0	700,000
Hospitality Tax - COPS Issue	11,391,487	0	0	6,283,746	5,107,741	0	0	11,391,487
<b>Total, West Spartanburg Regional Park Dev.</b>	<b>12,091,487</b>	<b>0</b>	<b>700,000</b>	<b>6,283,746</b>	<b>5,107,741</b>	<b>0</b>	<b>0</b>	<b>12,091,487</b>
<b>Water Park Development</b>								
Hospitality Tax	650,000	0	650,000	0	0	0	0	650,000
Hospitality Tax - COPS Issue	7,050,000	0	0	7,050,000	0	0	0	7,050,000
<b>Total, West Spartanburg Regional Park Dev.</b>	<b>7,700,000</b>	<b>0</b>	<b>650,000</b>	<b>7,050,000</b>	<b>0</b>	<b>0</b>	<b>0</b>	<b>7,700,000</b>
<b>Va-Du-Mar McMillan Park Development, Phase II</b>								
State of South Carolina - PARD Grant	200,000	150,000	50,000	0	0	0	0	50,000
Hospitality Tax	50,000	0	50,000	0	0	0	0	50,000
Hospitality Tax - COPS Issue	6,765,920	0	0	0	0	496,529	6,269,391	6,765,920
<b>Total, Va-Du-Mar McMillan Park Development</b>	<b>7,015,920</b>	<b>150,000</b>	<b>100,000</b>	<b>0</b>	<b>0</b>	<b>496,529</b>	<b>6,269,391</b>	<b>6,865,920</b>
<b>Waterway Land Acquisition</b>								
Hospitality Tax - COPS Issue	631,181	0	0	631,181	0	0	0	631,181
<b>Total, West Spartanburg Regional Park Dev.</b>	<b>631,181</b>	<b>0</b>	<b>0</b>	<b>631,181</b>	<b>0</b>	<b>0</b>	<b>0</b>	<b>631,181</b>
<b>Pacolet River Regional Park Development</b>								
Hospitality Tax - COPS Issue	3,813,090	0	0	946,772	0	542,784	2,323,534	3,813,090
<b>Total, West Spartanburg Regional Park Dev.</b>	<b>3,813,090</b>	<b>0</b>	<b>0</b>	<b>946,772</b>	<b>0</b>	<b>542,784</b>	<b>2,323,534</b>	<b>3,813,090</b>
<b>Holston Creek Regional Park Development</b>								
Hospitality Tax - COPS Issue	864,000	0	0	0	0	0	864,000	864,000
<b>Total, West Spartanburg Regional Park Dev.</b>	<b>864,000</b>	<b>0</b>	<b>0</b>	<b>0</b>	<b>0</b>	<b>0</b>	<b>864,000</b>	<b>864,000</b>
<b>TOTAL, ALL PARKS &amp; RECREATION PROJECTS</b>	<b>34,851,228</b>	<b>250,000</b>	<b>1,650,000</b>	<b>14,911,699</b>	<b>5,107,741</b>	<b>3,474,863</b>	<b>9,456,925</b>	<b>34,601,228</b>

## FY 2009-13 ADOPTED CAPITAL IMPROVEMENT PLAN SUMMARY ADOPTED FUNDING SOURCES WITH APPLICABLE PROJECTS

REVENUE SOURCE/PROJECTS	COMMITTED FUNDING	FY 2008/09	FY 2009/10	FY 2010/11	FY 2011/12	FY 2012/13	TOTAL FY 2009-13
<b>9-1-1 PHONE FUND</b>							
9-1-1 Console Furniture Replacement	0	250,000	0	0	0	0	250,000
9-1-1 Mobile Data Infrastructure	150,000	0	0	0	0	0	0
9-1-1 System & CPE Upgrade and Replacement	107,000	107,000	107,000	107,000	107,000	0	428,000
CAD and EMD Software Integration	113,000	0	0	0	0	0	0
CAD System Replacement	0	0	130,000	130,000	130,000	130,000	520,000
Voice Logging System Replacement	93,500	0	0	0	0	0	0
<b>TOTAL, 9-1-1 PHONE FUND</b>	<b>463,500</b>	<b>357,000</b>	<b>237,000</b>	<b>237,000</b>	<b>237,000</b>	<b>130,000</b>	<b>1,198,000</b>
<b>CAPITAL LEASE FINANCING PROCEEDS</b>							
General Fund Vehicle & Capital Equipment Repl.	675,014	978,343	379,516	2,720,298	0	0	4,078,157
<b>CAPITAL PROJECTS RESERVE FUND</b>							
County Facilities Space Utilization	0	235,000	0	0	0	0	235,000
Courthouse Security Equipment Upgrade	0	73,000	0	0	0	0	73,000
Courtroom Renovations	0	27,000	0	0	0	0	27,000
Detention Annex I Repairs & Renovations	790,000	0	0	0	0	0	0
Emergency Services Academy Master Planning	0	175,000	0	0	0	0	175,000
Evans Building Improvements	220,000	50,000	0	0	0	0	50,000
Fleet Services Facility Repairs	33,000	47,000	0	0	0	0	47,000
Main Detention Facility Expansion Project	1,100,000	0	0	0	0	0	0
<b>TOTAL, CAPITAL PROJECTS RESERVE FUND</b>	<b>2,143,000</b>	<b>607,000</b>	<b>0</b>	<b>0</b>	<b>0</b>	<b>0</b>	<b>607,000</b>
<b>COMMUNITY DEVELOPMENT BLOCK GRANT (CDBG)</b>							
Affordable Housing and Housing Rehabilitation	0	320,271	0	0	0	0	320,271
Countywide Unsafe Structure Demolition	0	35,000	0	0	0	0	35,000
Countywide Land Acquisition for Affordable Housing	0	35,000	0	0	0	0	35,000
Startex Community Infrastructure Improvements	0	307,500	0	0	0	0	307,500
<b>TOTAL, CDBG FUNDING</b>	<b>0</b>	<b>697,771</b>	<b>0</b>	<b>0</b>	<b>0</b>	<b>0</b>	<b>697,771</b>
<b>COMMUNITY &amp; ECONOMIC DEVELOPMENT FUND</b>							
Other Funds Vehicle and Capital Equip Replacement	0	15,800	10,500	0	23,200	0	49,500
<b>COUNTY MUNICIPALITY CONTRIBUTION</b>							
800 MHz Interoperability Grant	0	203,000	0	0	0	0	203,000
<b>EMERGENCY MEDICAL SERVICES REVENUES</b>							
New Prospect Area Ambulance Station	0	512,500	0	0	0	0	512,500
<b>FEDERAL GRANT - DEPT OF HOMELAND SECURITY</b>							
800 MHz Interoperability Grant	0	812,009	0	0	0	0	812,009
<b>FEDERAL TRANSPORTATION ENHANCEMENT GRANT</b>							
Countywide Trail Development	100,000	0	0	0	0	0	0
<b>GENERAL FUND TRANSFER</b>							
County Facilities Space Utilization	0	15,000	0	0	0	0	15,000
County Network Infrastructure	81,000	91,000	71,000	81,000	91,000	71,000	405,000
County Services & Software Upgrade	122,000	100,000	82,000	122,000	100,000	82,000	486,000
Countywide Asphalt Resurfacing	375,000	375,000	375,000	375,000	375,000	375,000	1,875,000
Countywide Bridge & Culvert Repair & Maintenance	360,000	160,000	200,000	200,000	200,000	200,000	960,000
Countywide Dirt Road Resurfacing	20,000	20,000	20,000	20,000	20,000	20,000	100,000
Courtroom Renovations	0	145,000	0	0	0	0	145,000
Detention Facility Repairs and Maintenance	0	150,000	150,000	150,000	150,000	150,000	750,000
Evans Building Improvements	0	0	50,000	50,000	0	0	100,000
Main Detention Facility Kitchen & Laundry Upgrades	0	0	145,000	0	0	0	145,000
Multi-Modal Transportation Infrastructure	0	165,000	100,000	100,000	100,000	100,000	565,000
Countywide Sidewalk Replacement Program	25,000	150,000	150,000	150,000	150,000	150,000	750,000
Traffic Calming	75,000	25,000	50,000	50,000	50,000	50,000	225,000
<b>TOTAL, GENERAL FUND TRANSFER</b>	<b>1,058,000</b>	<b>1,396,000</b>	<b>1,393,000</b>	<b>1,298,000</b>	<b>1,236,000</b>	<b>1,198,000</b>	<b>6,521,000</b>
<b>GENERAL FUND VEHICLE &amp; CAPITAL EQUIP. RESERVE</b>							
General Fund Vehicle & Capital Equipment Repl.	601,000	204,100	144,993	407,871	1,420,747	1,435,518	3,613,229

REVENUE SOURCE/PROJECTS	COMMITTED FUNDING	FY 2008/09	FY 2009/10	FY 2010/11	FY 2011/12	FY 2012/13	TOTAL FY 2009-13
<b>GENERAL OBLIGATION BOND - FY 2008/09</b>							
Administration Building Air Cooled Chiller	0	210,000	0	0	0	0	210,000
Automatic Gate Replacement @ Detention Facility	0	126,000	0	0	0	0	126,000
Boiler Replacement @ Courthouse	0	400,000	0	0	0	0	400,000
County Facilities Parking Lot Repaving	0	525,000	0	0	0	0	525,000
County Facilities Stair, Sidewalk & Ramp Repair	0	142,000	0	0	0	0	142,000
Courthouse HVAC Controls	0	60,000	0	0	0	0	60,000
Detention Annex I Repairs & Renovations	0	150,000	0	0	0	0	150,000
Main Detention Facility Expansion Project	0	27,140,000	0	0	0	0	27,140,000
Main Detention Facility Water Controls	0	0	0	0	0	0	0
Roof Replacement @ Admin. Bldg. & Courthouse	0	833,000	0	0	0	0	833,000
<b>TOTAL, GENERAL OBLIGATION BOND - FY 2008/09</b>	<b>0</b>	<b>29,586,000</b>	<b>0</b>	<b>0</b>	<b>0</b>	<b>0</b>	<b>29,586,000</b>
<b>GENERAL OBLIGATION BOND - FY 2009/10</b>							
Main Detention Facility Expansion Project	0	0	17,860,000	0	0	0	17,860,000
Main Detention Facility Water Controls	0	0	625,000	0	0	0	625,000
<b>TOTAL, GENERAL OBLIGATION BOND - FY 09/10</b>	<b>0</b>	<b>0</b>	<b>18,485,000</b>	<b>0</b>	<b>0</b>	<b>0</b>	<b>18,485,000</b>
<b>GENERAL OBLIGATION BOND - FY 2011/12</b>							
County Facilities Parking Lot Repaving	0	0	0	0	366,000	0	366,000
Evans Building Improvements	0	0	0	0	941,000	0	941,000
<b>TOTAL, GENERAL OBLIGATION BOND - FY 11/12</b>	<b>0</b>	<b>0</b>	<b>0</b>	<b>0</b>	<b>1,307,000</b>	<b>0</b>	<b>1,307,000</b>
<b>HOME PROGRAM</b>							
Affordable Housing and Housing Rehabilitation	0	77,747	0	0	0	0	77,747
ReGenesis Infrastructure for Affordable Housing	0	388,737	0	0	0	0	388,737
<b>TOTAL, HOME PROGRAM</b>	<b>0</b>	<b>466,484</b>	<b>0</b>	<b>0</b>	<b>0</b>	<b>0</b>	<b>466,484</b>
<b>HOSPITALITY TAX</b>							
Countywide Trail Development	0	200,000	0	0	0	0	200,000
Water Park Development	0	650,000	0	0	0	0	650,000
West Spartanburg Regional Park Development	0	700,000	0	0	0	0	700,000
Va-Du-Mar McMillan Park Development Phase II	0	50,000	0	0	0	0	50,000
<b>TOTAL, HOSPITALITY TAX</b>	<b>0</b>	<b>1,600,000</b>	<b>0</b>	<b>0</b>	<b>0</b>	<b>0</b>	<b>1,600,000</b>
<b>HOSPITALITY TAX - COPs ISSUE</b>							
Countywide Trail Development	0	0	0	0	2,435,550	0	2,435,550
Holston Creek Regional Park Development	0	0	0	0	0	864,000	864,000
Pacolet River Regional Park Development	0	0	946,772	0	542,784	2,323,534	3,813,090
Waterway Land Acquisition	0	0	631,181	0	0	0	631,181
Water Park Development	0	0	7,050,000	0	0	0	7,050,000
West Spartanburg Regional Park Development	0	0	6,283,746	5,107,741	0	0	11,391,487
Va-Du-Mar McMillan Park Development, Phase II	0	0	0	0	496,529	6,269,391	6,765,920
<b>TOTAL, HOSPITALITY TAX - COPs ISSUE</b>	<b>0</b>	<b>0</b>	<b>14,911,699</b>	<b>5,107,741</b>	<b>3,474,863</b>	<b>9,456,925</b>	<b>32,951,228</b>
<b>PALMETTO LANDFILL FUND</b>							
Main Detention Facility Kitchen & Laundry Upgrades	0	0	180,000	0	0	0	180,000
Case Management System	0	50,000	0	0	0	0	50,000
Rehab/Remediation of Fire Simulator Burn Rooms	0	55,000	62,000	0	0	0	117,000
<b>TOTAL, PALMETTO LANDFILL FUND</b>	<b>0</b>	<b>105,000</b>	<b>242,000</b>	<b>0</b>	<b>0</b>	<b>0</b>	<b>347,000</b>
<b>PARKS &amp; RECREATION CURRENT REVENUES</b>							
Parks & Recreation Vehicle and Capital Equipment Repl.	0	270,700	270,690	289,549	398,571	295,604	1,525,114
<b>ROAD MAINTENANCE FEE FUND</b>							
Brockman McClimon Road Bridge Replacement	457,000	70,000	0	0	0	0	70,000
Caldwell Drive Extension	0	550,000	0	0	0	0	550,000
Clark Road Bridge Replacement	0	0	0	710,000	0	0	710,000
Countywide Asphalt Resurfacing	2,836,000	2,836,000	2,836,000	2,836,000	2,836,000	3,300,000	14,644,000
Countywide Bridge & Culvert Repair & Maintenance	0	115,000	134,000	153,000	174,000	195,500	771,500
Countywide Dirt Road Resurfacing	83,000	118,000	89,000	79,000	87,000	131,000	504,000
Crocker Rd @ Patterson Rd Intersection Imprv.	0	0	0	0	0	350,000	350,000
Dairy Ridge Road Bridge Replacement	0	456,600	0	0	0	0	456,600
Double Branch Road Bridge Replacement	0	0	1,095,000	0	0	0	1,095,000
Fairforest Road Widening	487,500	557,500	0	0	0	0	557,500
Gin House Road Widening	0	0	480,000	0	0	0	480,000
Hampton Road @ Holly Springs Rd. Intersection	350,000	0	0	0	0	0	0
Hampton Road Bridge Replacement	0	0	0	125,000	660,000	0	785,000
Kist Road Bridge Replacement	0	0	0	0	735,000	0	735,000
Municipal Road Projects	600,000	775,000	775,000	775,000	775,000	775,000	3,875,000
Runion Road Bridge Replacement	0	0	85,000	415,000	0	0	500,000
Society Hill Road Improvements	0	0	0	0	45,000	145,300	190,300
Westmoreland Road Widening	0	0	0	445,000	445,000	0	890,000
Zimmerman Road Bridge Replacement	231,000	35,600	0	0	0	0	35,600
Zion Hill @ US 29 Intersection Improvements	0	250,000	0	0	0	0	250,000
<b>TOTAL, ROAD MAINTENANCE FEE FUND</b>	<b>5,044,500</b>	<b>5,763,700</b>	<b>5,494,000</b>	<b>5,538,000</b>	<b>5,757,000</b>	<b>4,896,800</b>	<b>27,449,500</b>

REVENUE SOURCE/PROJECTS	COMMITTED FUNDING	FY 2008/09	FY 2009/10	FY 2010/11	FY 2011/12	FY 2012/13	TOTAL FY 2009-13
<b>SADAC FUND</b>							
Other Funds Vehicle and Capital Equipment Repl.	0	0	0	0	0	15,600	15,600
<b>SALE OF PROPERTY - VEHICLES &amp; CAP. EQUIP.</b>							
General Fund Vehicle & Capital Equipment Repl.	99,000	183,000	94,500	366,000	159,500	160,000	963,000
Solid Waste Fund Vehicle & Capital Equipment Repl.	0	90,000	15,000	76,000	57,000	15,000	253,000
<b>TOTAL, SALE OF PROPERTY</b>	<b>99,000</b>	<b>273,000</b>	<b>109,500</b>	<b>442,000</b>	<b>216,500</b>	<b>175,000</b>	<b>1,216,000</b>
<b>SHERIFF'S OFFICE - CONFISCATED ASSETS</b>							
General Fund Vehicle & Capital Equipment Repl.	100,000	100,000	100,000	100,000	100,000	100,000	500,000
<b>SOLID WASTE FUND VEHICLE &amp; CAP. EQUIP. RESERVE</b>							
Solid Waste Fund Vehicle & Capital Equip. Repl.	464,200	962,200	134,445	688,587	517,413	139,604	2,442,249
<b>SOLID WASTE FUND</b>							
Construction & Demolition Landfill Expansion	0	100,000	0	0	0	0	100,000
Convenience Center 16 Expansion	446,500	0	0	0	0	0	0
County Collection & Recycling Center Assess.	0	110,000	0	0	0	0	110,000
Croft Landfill Dumpsite Remediation	0	230,000	0	0	0	0	230,000
Wellford Landfill MSW Disposal	0	150,000	0	0	0	0	150,000
Wellford Landfill New Office Building and Shop Relocation	0	0	507,000	0	0	0	507,000
Wellford Methane Recovery Project	0	1,000,000	0	0	0	0	1,000,000
<b>TOTAL, SOLID WASTE FUND</b>	<b>446,500</b>	<b>1,590,000</b>	<b>507,000</b>	<b>0</b>	<b>0</b>	<b>0</b>	<b>2,097,000</b>
<b>SOLID WASTE REVENUE BOND - FY 2009/10</b>							
Construction & Demolition Landfill Expansion	0	0	500,000	0	0	0	500,000
Croft Landfill Methane Gas Extraction System	0	0	0	0	665,000	0	665,000
Phase VI MSW Cell 2 Construction	0	0	300,000	3,800,000	0	0	4,100,000
Phase V MSW Landfill Closure	0	0	250,000	5,788,125	0	0	6,038,125
Recycling Yard Relocation	0	0	317,000	0	0	0	317,000
Wellford Methane Recovery Project	0	0	3,000,000	0	0	0	3,000,000
Wellford Landfill MSW Disposal	0	0	200,000	0	0	0	200,000
Wellford Landfill Road Improvements	0	0	138,000	0	0	0	138,000
<b>TOTAL, SOLID WASTE REVENUE BOND FY 2009/10</b>	<b>0</b>	<b>0</b>	<b>4,705,000</b>	<b>9,588,125</b>	<b>665,000</b>	<b>0</b>	<b>14,958,125</b>
<b>SPARTANBURG CO. SCHOOL DISTRICT 5</b>							
Hampton Road @ Holly Springs Rd. Intersection	350,000	0	0	0	0	0	0
<b>SPECIAL REVENUE FUND - STATE C FUNDS</b>							
Other Funds Vehicle and Capital Equip Replacement	0	12,500	0	0	10,600	0	23,100
<b>STATE C FUNDS</b>							
Brockman McClimon Road Bridge Replacement	0	303,000	0	0	0	0	303,000
Countywide Asphalt Resurfacing	1,038,000	1,038,000	1,038,000	1,038,000	1,038,000	1,038,000	5,190,000
Dairy Ridge Road Bridge Replacement	293,400	0	0	0	0	0	0
Fairforest Road Widening	305,000	0	0	0	0	0	0
Hampton Road @ Holly Springs Rd. Intersection	175,000	0	0	0	0	0	0
Zimmerman Road Bridge Replacement	183,400	0	0	0	0	0	0
Zion Hill @ US 29 Intersection Improvements	0	250,000	0	0	0	0	250,000
<b>TOTAL, STATE C FUNDS</b>	<b>1,994,800</b>	<b>1,591,000</b>	<b>1,038,000</b>	<b>1,038,000</b>	<b>1,038,000</b>	<b>1,038,000</b>	<b>5,743,000</b>
<b>STATE OF SOUTH CAROLINA - DEPT OF PUBLIC SAFETY</b>							
Dairy Ridge Road Bridge Replacement	0	212,000	0	0	0	0	212,000
<b>STATE OF SOUTH CAROLINA EARMARK</b>							
Dairy Ridge Road Bridge Replacement	250,000	0	0	0	0	0	0
<b>STATE OF SOUTH CAROLINA - PARD GRANT</b>							
Va-Du-Mar McMillan Park Development Phase II	150,000	50,000	0	0	0	0	50,000
<b>STORMWATER FUND</b>							
Countywide Bridge & Culvert Repair & Maintenance	0	100,000	60,000	60,000	60,000	60,000	340,000
County Facilities Parking Lot Repaving	0	50,000	0	0	40,000	0	90,000
Edgecombe Road Drainage Improvements	281,766	0	0	0	0	0	0
Other Funds Vehicle and Capital Equip Replacement	0	0	0	0	14,200	0	14,200
Stormwater Management Capital Equipment	0	0	340,000	0	0	0	340,000
<b>TOTAL, STORMWATER FUND</b>	<b>281,766</b>	<b>150,000</b>	<b>400,000</b>	<b>60,000</b>	<b>114,200</b>	<b>60,000</b>	<b>784,200</b>
<b>TOTAL, ALL REVENUE SOURCES</b>	<b>14,221,280</b>	<b>48,516,107</b>	<b>48,562,343</b>	<b>27,515,171</b>	<b>16,516,094</b>	<b>18,941,051</b>	<b>160,050,766</b>

## FY 2009-13 CAPITAL IMPROVEMENT PLAN UNFUNDED PROJECTS

PROJECT	FY 2008/09	FY 2009/10	FY 2010/11	FY 2011/12	FY 2012/13	FY 2009-13 TOTAL
County Admin Bldg. Canopy & Walkway Repl.	32,000	0	0	0	0	32,000
County Admin Bldg. Hallway Painting	23,000	0	0	0	0	23,000
County Admin Bldg. Security Systems	50,000	0	0	0	0	50,000
Co. Admin Bldg. Server Room - Floor/HVAC	80,000	0	0	0	0	80,000
Judge's Parking Lot Light @ County Courthouse	4,000	0	0	0	0	4,000
Main Detention Facility Carpeting	200,000	0	0	0	0	200,000
Main Detention Facility Generator Fuel Tank	34,680	0	0	0	0	34,680
Main Detention Facility Lock Repair and Repl.	361,250	0	0	0	0	361,250
Public Works Complex	260,000	0	0	0	0	260,000
Repair of Detention Facility Kitchen Dock Ramp	7,000	0	0	0	0	7,000
Road Maintenance Section Buildings & Facilities	126,000	140,000	0	120,000	0	386,000
Salt Storage Building	280,000	0	0	0	0	280,000
Sheriff's Office Uniform Patrol Squad Room	19,689	0	0	0	0	19,689
Wellford Methane to Energy Initiative	4,199,500	0	0	0	0	4,199,500
Wellford Landfill Rock Crushing	125,000	125,000	125,000	0	0	375,000
Emergency Services Station	18,000	871,500	0	0	0	889,500
Detention Facility Duty Weapon Replacement	136,952	0	0	0	0	136,952
Computer Aided Dispatch (CAD) Pictometry Integration	145,000	0	0	0	0	145,000
Startex Community Infrastructure Improvements	0	1,780,770	2,851,020	3,452,050	1,250,750	9,334,590
Countywide Unsafe Structure Demolition	160,000	160,000	160,000	160,000	130,000	770,000
Countywide Land Acquisition for Affordable Housing	70,000	70,000	70,000	100,000	100,000	410,000
Browning Road Area Water System Development	535,968	0	0	0	0	535,968
Countywide Affordable Housing Construction	3,120,000	3,120,000	3,120,000	1,750,000	1,430,000	12,540,000
Land Acquisition for Future Park Sites	500,000	500,000	500,000	0	500,000	2,000,000
Cleveland Park Fencing	0	0	84,771	72,757	0	157,528
Woodruff Area Recreation Facilities	0	0	275,000	1,070,000	2,500,000	3,845,000
Parks and Recreation Bus Acquisition	0	0	0	0	103,318	103,318
<b>TOTAL, ALL UNFUNDED PROJECTS</b>	<b>10,488,039</b>	<b>6,767,270</b>	<b>7,185,791</b>	<b>6,724,807</b>	<b>6,014,068</b>	<b>37,179,975</b>