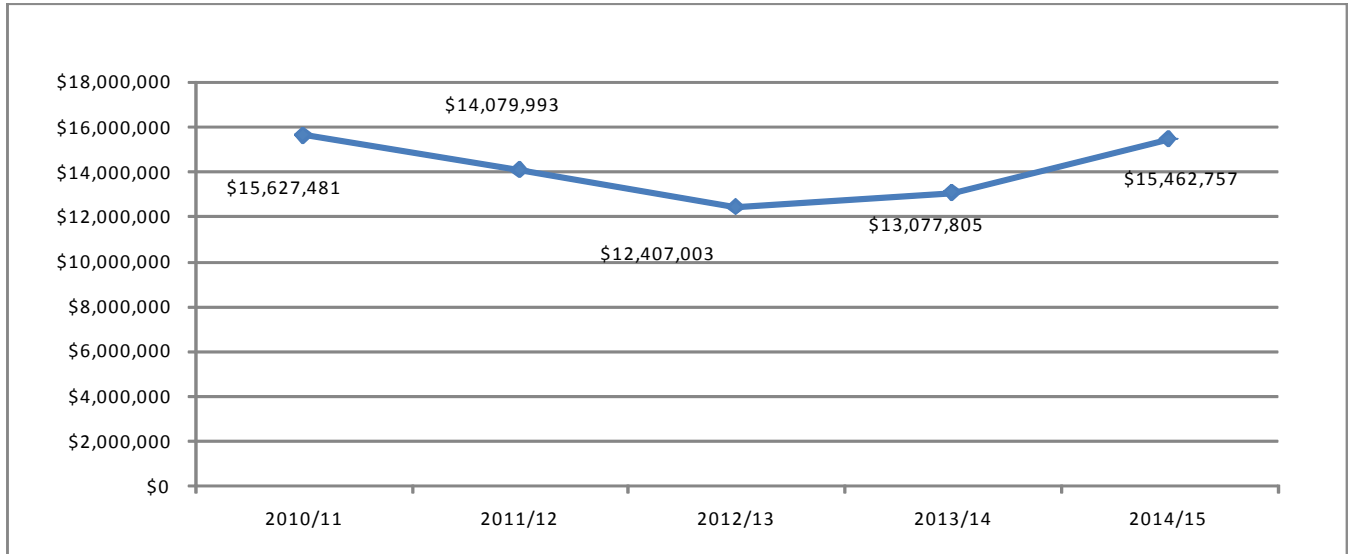


SUMMARY SCHEDULES

(PAGE LEFT BLANK INTENTIONALLY)

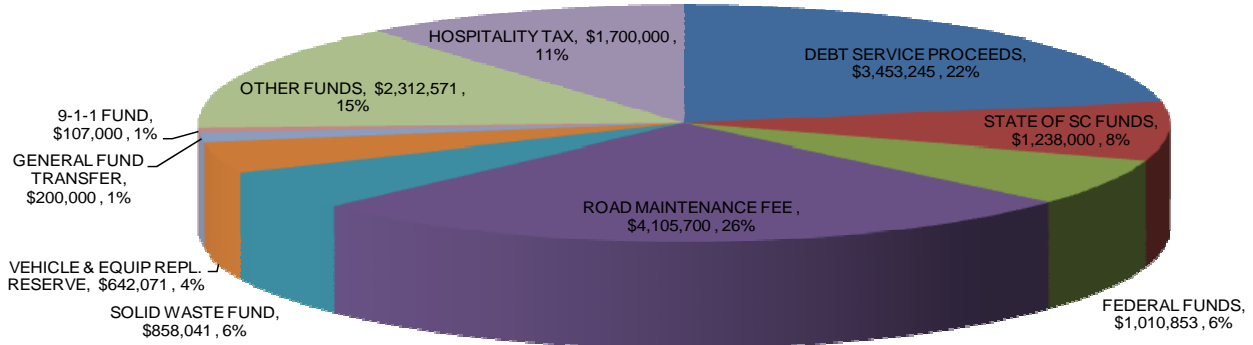
FY 2011-15 RECOMMENDED CAPITAL IMPROVEMENT PLAN FUNDING SOURCE AND EXPENDITURE OVERVIEW



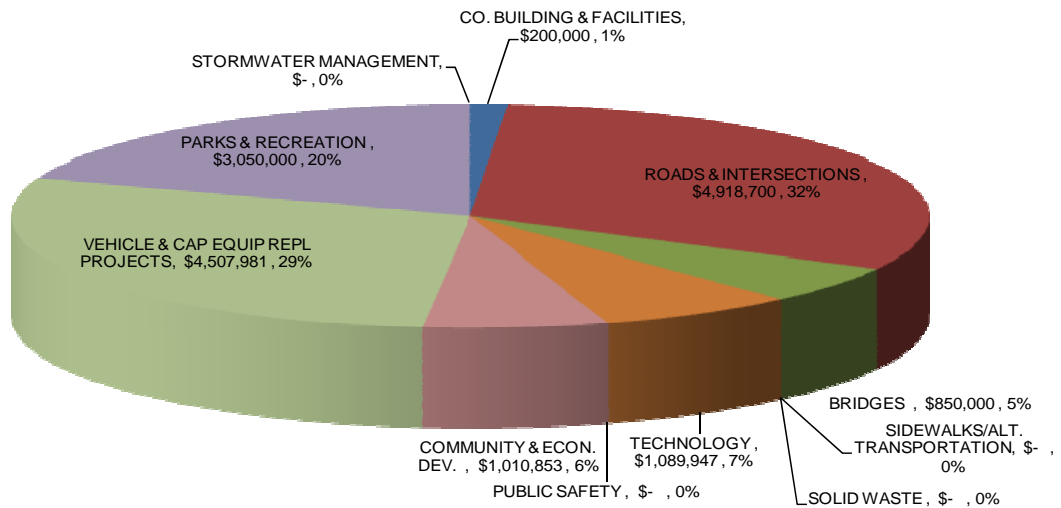
FUNDING SOURCE	FY 2010/11	FY 2011/12	FY 2012/13	FY 2013/14	FY 2014/15	TOTAL FY 11-15
9-1-1 PHONE FUND	107,000	107,000	107,000	107,000	274,000	702,000
CAPITAL LEASE FINANCING PROCEEDS	3,453,245	1,640,505	1,498,564	1,227,246	3,364,845	11,184,405
FEDERAL FUNDS	1,010,853	835,000	845,000	805,000	700,000	4,195,853
GENERAL FUND TRANSFER	200,000	200,000	200,000	512,535	494,500	1,607,035
GENERAL OBLIGATION BONDS	0	0	0	1,149,000	0	1,149,000
HOSPITALITY TAX (incl. COPs issue)	1,700,000	3,000,000	1,250,000	750,000	1,450,000	8,150,000
METHANE FUND TRANSFER	0	0	275,000	300,000	410,000	985,000
OTHER FUNDS & REVENUES	138,571	288,058	233,706	360,717	493,779	1,514,831
PARKS COMMISSION GENERAL REVENUES	1,749,000	390,900	204,100	373,600	153,300	2,870,900
ROAD MAINTENANCE FEE FUND	4,105,700	4,686,800	5,238,500	4,705,500	5,121,100	23,857,600
SHERIFF'S OFFICE - CONFISCATED ASSETS	0	0	0	0	0	0
SOLID WASTE FUND	858,041	519,844	147,707	692,597	505,611	2,723,800
STATE OF SOUTH CAROLINA FUNDS/GRANTS	1,238,000	1,338,000	1,038,000	1,038,000	1,038,000	5,690,000
STORMWATER FUND	425,000	367,905	885,000	388,265	535,000	2,601,170
VEHICLE & CAP EQUIP REPLACEMENT RES.	642,071	705,981	484,426	668,345	922,622	3,423,445
ALL COUNTY CAPITAL FUNDING SOURCES	15,627,481	14,079,993	12,407,003	13,077,805	15,462,757	70,655,039
EXPENDITURE CATEGORY	FY 2010/11	FY 2011/12	FY 2012/13	FY 2013/14	FY 2014/15	TOTAL FY 11-15
CO. BUILDING & FACILITY PROJECTS	200,000	200,000	200,000	1,319,000	510,000	2,429,000
ROAD & INTERSECTION PROJECTS	4,918,700	5,684,800	5,001,500	5,518,500	5,359,100	26,482,600
BRIDGE PROJECTS	850,000	690,000	2,160,000	585,000	1,335,000	5,620,000
SIDEWALK/ALT. TRANSPORTATION PROJECTS	0	0	100,000	100,000	100,000	300,000
SOLID WASTE PROJECTS	0	0	175,000	0	0	175,000
STORMWATER MANAGEMENT PROJECTS	0	0	0	0	0	0
TECHNOLOGY PROJECTS	1,089,947	1,109,387	859,388	944,535	801,500	4,804,757
PUBLIC SAFETY PROJECTS	0	0	0	240,000	167,000	407,000
COMMUNITY & ECON. DEV. PROJECTS	1,010,853	835,000	845,000	805,000	700,000	4,195,853
VEHICLE & CAP EQUIP REPL PROJECTS	4,507,981	2,560,806	1,816,115	2,815,770	5,040,157	16,740,829
PARKS & RECREATION PROJECTS	3,050,000	3,000,000	1,250,000	750,000	1,450,000	9,500,000
ALL COUNTY CAPITAL EXPENDITURES	15,627,481	14,079,993	12,407,003	13,077,805	15,462,757	70,655,039

FY 2010/11 RECOMMENDED CAPITAL YEAR BUDGET

FY 2010/11 CAPITAL PROJECT FUNDING SOURCES \$15,627,481

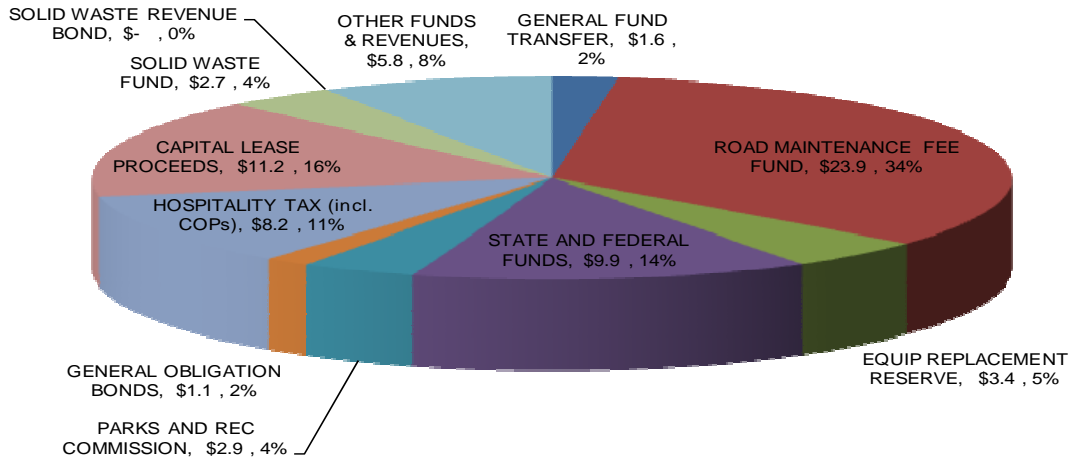


FY 2010/11 CAPITAL PROJECT EXPENDITURES \$15,627,481

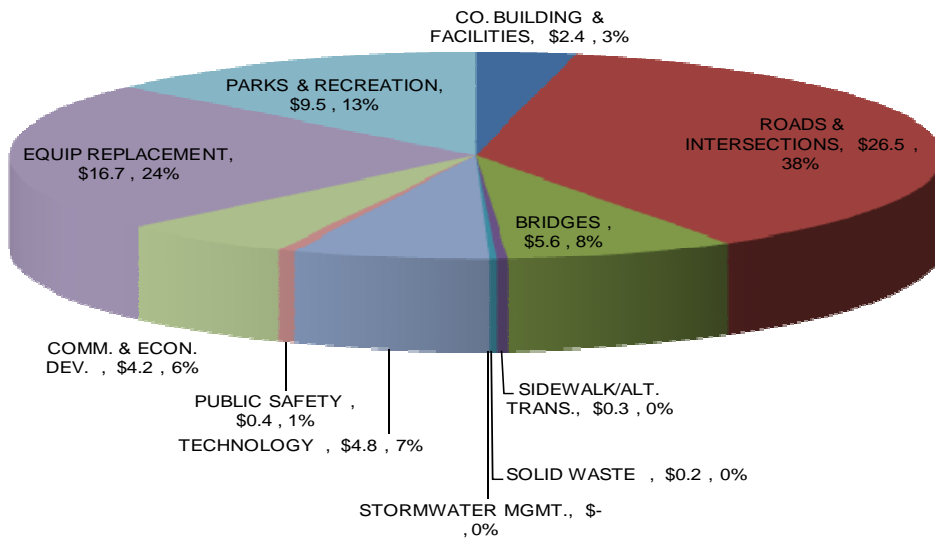


FY 2011-15 RECOMMENDED CAPITAL IMPROVEMENT PLAN

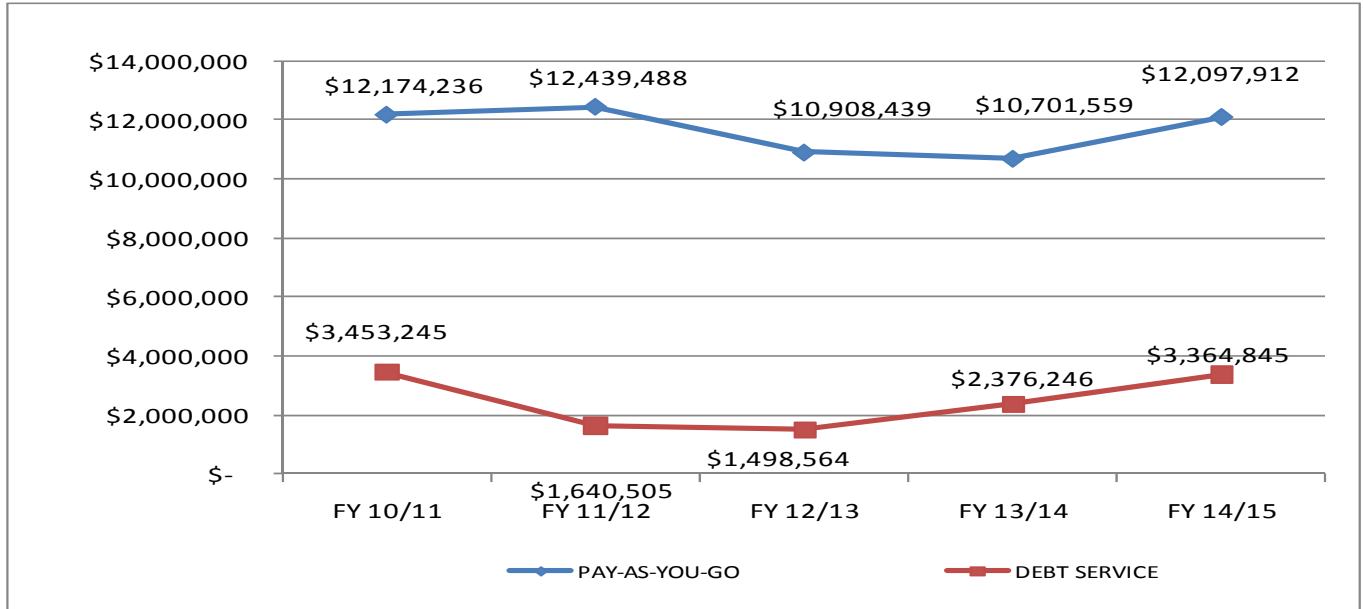
FY 2011-15 CIP FUNDING SOURCES
\$70,655,039
(\$ IN MILLIONS)



FY 2011-15 CIP EXPENDITURES
\$70,655,039
(\$ IN MILLIONS)



FY 2011-15 RECOMMENDED CAPITAL IMPROVEMENT PLAN PAY-AS-YOU-GO AND DEBT SERVICE OVERVIEW



	FY 10/11	FY 11/12	FY 12/13	FY 13/14	FY 14/15
PAY-AS-YOU-GO	\$ 12,174,236	\$12,439,488	\$10,908,439	\$10,701,559	\$12,097,912
DEBT SERVICE	\$ 3,453,245	\$ 1,640,505	\$ 1,498,564	\$ 2,376,246	\$ 3,364,845
TOTAL CAPITAL PROJECTS	\$ 15,627,481	\$14,079,993	\$12,407,003	\$13,077,805	\$15,462,757
% PAY-AS-YOU-GO	77.90%	88.35%	87.92%	81.83%	78.24%
% DEBT SERVICE	22.10%	11.65%	12.08%	18.17%	21.76%

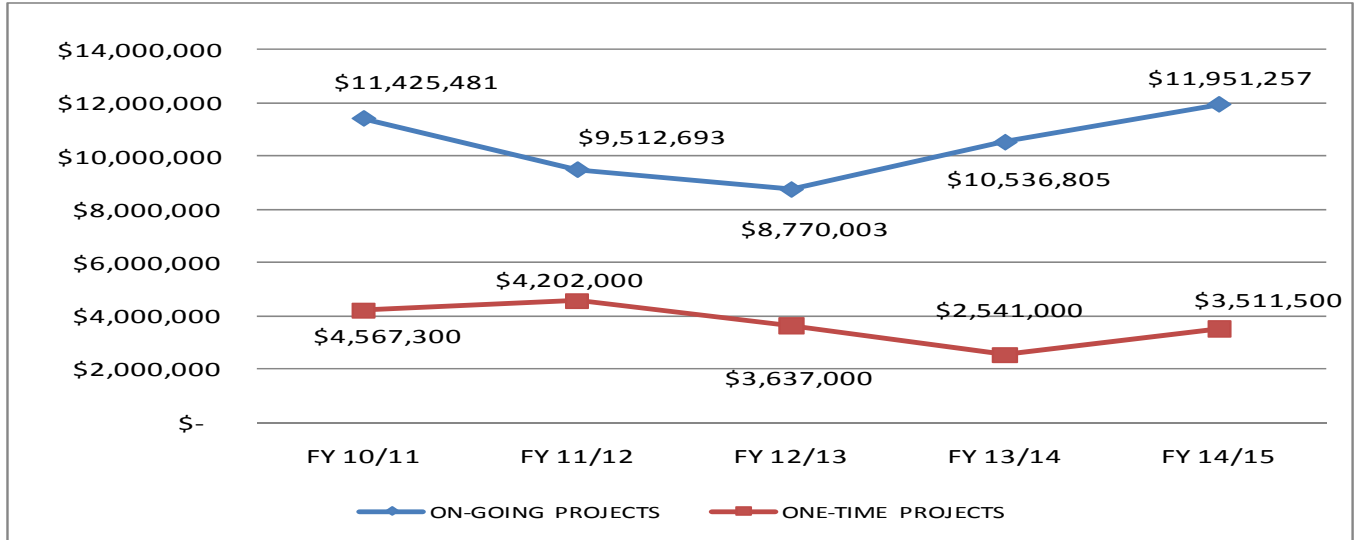
FY 2010/11 Debt Service Financed Projects

Capital Lease Financing Proceeds

General Fund Vehicle & Capital Equipment Replacement (Only Vehicles for the Spartanburg County Sheriff's Office)	\$2,720,298
County Network Infrastructure	\$132,073
County Servers and Software Upgrade	\$169,374
Desktop and Portable Computer Replacement	\$400,000
Network Printer Replacement	<u>\$31,500</u>
Subtotal, Capital Lease Financing Proceeds	\$3,453,245

Total, FY 2010/11 Debt Service Financed Projects **\$3,453,245**

FY 2011-15 RECOMMENDED CAPITAL IMPROVEMENT PLAN ON-GOING AND ONE-TIME PROJECT OVERVIEW



	FY 10/11	FY 11/12	FY 12/13	FY 13/14	FY 14/15
ON-GOING PROJECTS	\$ 11,425,481	\$ 9,512,693	\$ 8,770,003	\$10,536,805	\$11,951,257
ONE-TIME PROJECTS	\$ 4,202,000	\$ 4,567,300	\$ 3,637,000	\$ 2,541,000	\$ 3,511,500
TOTAL CAPITAL PROJECTS	\$ 15,627,481	\$14,079,993	\$12,407,003	\$13,077,805	\$15,462,757
% ON-GOING PROJECTS	73.11%	67.56%	70.69%	80.57%	77.29%
% ONE-TIME PROJECTS	26.89%	32.44%	29.31%	19.43%	22.71%

Project	FY 2010/11
Main Detention Facility Repairs and Maintenance	150,000
Evans Building Improvements	50,000
Countywide Asphalt Resurfacing	3,700,000
Countywide Dirt Road Surfacing	99,000
Municipal Road Projects	784,700
Traffic Calming	50,000
Countywide Bridge & Culvert Repair & Maintenance	400,000
Multi-Modal Transportation Infrastructure	-
County Network Infrastructure	132,073
County Servers & Software Upgrade	169,374
Desktop and Portable Computer Replacement	400,000
Network Printer Replacement	31,500
Parks Information Technology Infrastructure	250,000
Affordable Housing & Housing Rehabilitation	700,853
General Fund Vehicles & Capital Equipment Replacement	3,396,369
Parks & Rec. Vehicles & Capital Equipment Replacement	149,000
Solid Waste Vehicle & Capital Equipment Replacement	948,112
Other Funds Vehicle & Capital Equipment Replacement	14,500
Total On-Going Projects	11,425,481

**SPARTANBURG COUNTY, SOUTH CAROLINA
FY 2011-15 RECOMMENDED CAPITAL IMPROVEMENT PLAN SUMMARY
SUMMARY OF PROPOSED PROJECTS**

PROJECT	TOTAL PROJECT COST	COMMITTED FUNDING	FY	FY	FY	FY	FY	FY	FY	FY	TOTAL
			2010/11	2011/12	2012/13	2013/14	2014/15	2011-15			
COUNTY BUILDINGS AND FACILITIES											
Main Detention Facility Repairs & Maintenance	1,050,000	300,000	150,000	150,000	150,000	150,000	150,000	150,000	150,000	150,000	750,000
Evans Building Improvements	1,235,000	320,000	50,000	50,000	50,000	715,000	50,000	50,000	50,000	50,000	915,000
Administration Building Generator Replacement	57,000	0	0	0	0	57,000	0	0	0	0	57,000
Fleet Services Fuel Site Rehabilitation	150,000	0	0	0	0	150,000	0	0	0	0	150,000
County Facility Security Enhancements	410,000	100,000	0	0	0	0	0	310,000	0	0	310,000
County Facilities Stair, Sidewalk & Ramp Repair	217,000	120,000	0	0	0	97,000	0	0	0	0	97,000
County Facilities Parking Lot Repaving	865,000	765,000	0	0	0	100,000	0	0	0	0	100,000
Main Detention Facility Kitchen & Laundry Upgrades	247,350	197,350	0	0	0	50,000	0	0	0	0	50,000
Total, County Buildings and Facilities	4,231,350	1,802,350	200,000	200,000	200,000	1,319,000	510,000	510,000	510,000	510,000	2,429,000
ROADS AND INTERSECTIONS											
Countywide Asphalt Resurfacing	31,436,000	12,636,000	3,700,000	3,800,000	3,800,000	3,800,000	3,800,000	3,800,000	3,800,000	3,800,000	18,800,000
Countywide Dirt Road Surfacing	1,017,000	350,000	107,000	151,000	160,000	160,000	150,000	150,000	150,000	150,000	667,000
Municipal Road Projects	6,152,800	2,150,000	792,500	800,500	808,500	808,500	816,600	816,600	816,600	816,600	4,002,800
Traffic Calming	375,000	125,000	50,000	50,000	50,000	50,000	50,000	50,000	50,000	50,000	250,000
Seay Road Widening	242,500	0	0	0	0	0	0	242,500	0	0	242,500
Westmoreland Road Widening	890,000	0	745,000	0	0	0	0	0	0	0	890,000
Society Hill Road Improvements	190,300	0	190,300	0	0	0	0	0	0	0	190,300
Sterling Drive Extension	500,000	0	0	0	0	500,000	0	0	0	0	500,000
Sign Reflectivity Mandate	940,000	0	100,000	200,000	200,000	200,000	300,000	300,000	300,000	300,000	940,000
Total, Roads and Intersections Projects	41,743,600	15,261,000	5,684,800	5,001,500	5,001,500	5,518,500	5,359,100	5,359,100	5,359,100	5,359,100	26,482,600
BRIDGES											
County Bridge & Culvert Repair & Maintenance	3,160,000	1,160,000	400,000	400,000	400,000	400,000	400,000	400,000	400,000	400,000	2,000,000
Runion Road Bridge Replacement	560,000	110,000	0	0	0	0	0	0	0	0	450,000
Clark Road Bridge Replacement	995,000	0	135,000	860,000	0	0	0	0	0	0	995,000
Hampton Road Bridge Replacement	1,055,000	0	155,000	900,000	0	0	0	0	0	0	1,055,000
Kist Road Bridge Replacement	1,120,000	0	0	0	0	185,000	935,000	935,000	935,000	935,000	1,120,000
Total, Bridges	6,890,000	1,270,000	690,000	2,160,000	2,160,000	585,000	1,335,000	1,335,000	1,335,000	1,335,000	5,620,000

**SPARTANBURG COUNTY, SOUTH CAROLINA
FY 2011-15 RECOMMENDED CAPITAL IMPROVEMENT PLAN SUMMARY
SUMMARY OF PROPOSED PROJECTS**

PROJECT	TOTAL PROJECT COST	COMMITTED FUNDING	FY 2010/11	FY 2011/12	FY 2012/13	FY 2013/14	FY 2014/15	FY 2011-15 TOTAL
<u>SIDEWALKS & ALTERNATIVE TRANSPORTATION</u>								
Multi-Modal Transportation Infrastructure	655,000	355,000	0	0	100,000	100,000	100,000	300,000
Total, Sidewalks and Alternative Transportation	655,000	355,000	0	0	100,000	100,000	100,000	300,000
<u>SOLID WASTE</u>								
Croft Landfill Methane Gas Collection System	175,000	0	0	0	175,000	0	0	175,000
Total, Solid Waste	175,000	0	0	0	175,000	0	0	175,000
<u>STORMWATER MANAGEMENT</u>								
Total, Stormwater Management	0	0	0	0	0	0	0	0
<u>PUBLIC SAFETY</u>								
Reidville EMS Station	340,000	100,000	0	0	0	240,000	0	240,000
9-1-1 Radio Equipment Upgrade	167,000	0	0	0	0	0	167,000	167,000
Total, Public Safety	507,000	100,000	0	0	0	240,000	167,000	407,000
<u>TECHNOLOGY</u>								
9-1-1 System & CPE Upgrade and Replacement	749,000	214,000	107,000	107,000	107,000	107,000	107,000	535,000
County Network Infrastructure	854,354	275,213	132,073	108,033	75,000	121,035	143,000	579,141
County Servers & Software Upgrade	1,091,004	307,888	169,374	162,854	170,888	160,000	120,000	783,116
Desktop and Portable Computer Replacement	2,373,000	373,000	400,000	400,000	400,000	400,000	400,000	2,000,000
Network Printer Replacement	157,500	0	31,500	31,500	31,500	31,500	31,500	157,500
Parks Information Technology Infrastructure	1,088,000	338,000	250,000	300,000	75,000	125,000	0	750,000
Total, Technology	6,312,858	1,508,101	1,089,947	1,109,387	859,388	944,535	801,500	4,804,757
<u>COMMUNITY & ECONOMIC DEVELOPMENT</u>								
Target Community Infrastructure	823,115	523,115	300,000	0	0	0	0	300,000
Affordable Housing & Housing Rehabilitation	4,475,690	974,837	700,853	700,000	700,000	700,000	700,000	3,500,853
Startex Infrastructure and Recreation	395,000	0	10,000	135,000	145,000	105,000	0	395,000
Total, Community and Economic Development	5,693,805	1,497,952	1,010,853	835,000	845,000	805,000	700,000	4,195,853

**SPARTANBURG COUNTY, SOUTH CAROLINA
FY 2011-15 RECOMMENDED CAPITAL IMPROVEMENT PLAN SUMMARY
SUMMARY OF PROPOSED PROJECTS**

PROJECT	TOTAL PROJECT COST	COMMITTED FUNDING					FY 2011-15 TOTAL
		FY 2010/11	FY 2011/12	FY 2012/13	FY 2013/14	FY 2014/15	
<u>VEHICLE AND CAPITAL EQUIPMENT REPLACEMENT</u>							
General Fund Vehicle & Capital Equipment Replacement	15,908,226	3,396,369	1,801,099	1,442,654	1,652,587	4,295,544	12,588,253
Parks & Rec. Vehicle & Capital Equipment Replacement	1,181,600	149,000	90,900	129,100	248,600	153,300	770,900
Solid Waste Vehicle & Capital Equipment Replacement	4,675,624	948,112	574,413	163,212	765,301	558,686	3,009,724
Other Funds Vehicle & Capital Equipment Replacement	384,452	14,500	94,394	81,149	149,282	32,627	371,952
Total, Vehicle and Capital Equipment Replacement	22,149,902	4,507,981	2,560,806	1,816,115	2,815,770	5,040,157	16,740,829
<u>PARKS & RECREATION</u>							
Countywide Trail Development	3,050,000	0	0	750,000	0	0	750,000
Tyger River Regional Park Development	14,703,137	500,000	0	0	0	0	500,000
Va-Du-Mar McMillan Regional Park Development	3,100,000	0	0	0	750,000	1,450,000	2,200,000
Outdoor Adventure Center	4,200,000	1,200,000	3,000,000	0	0	0	4,200,000
Spartanburg Parks Commission Office Relocation	1,350,000	1,350,000	0	0	0	0	1,350,000
Holston Creek Regional Park Development	500,000	0	0	500,000	0	0	500,000
Total, Parks & Recreation	26,903,137	3,050,000	3,000,000	1,250,000	750,000	1,450,000	9,500,000
TOTAL, PROPOSED COUNTY PROJECTS	115,261,652	15,627,481	14,079,993	12,407,003	13,077,805	15,462,757	70,655,039

**FY 2011-15 RECOMMENDED
CAPITAL IMPROVEMENT PLAN
PROPOSED PROJECTS WITH APPLICABLE FUNDING SOURCES**

PROJECT	TOTAL PROJECT COST	COMMITTED FUNDING	FY 2010/11	FY 2011/12	FY 2012/13	FY 2013/14	FY 2014/15	FY 2011-15 TOTAL
1 COUNTY BUILDINGS & FACILITIES								
A Main Detention Facility Repairs and Maintenance								
General Fund Transfer	1,050,000	300,000	150,000	150,000	150,000	150,000	150,000	750,000
Total, Main Detention Facility Repairs & Maint.	1,050,000	300,000	150,000	150,000	150,000	150,000	150,000	750,000
B Evans Building Improvements								
General Obligation Bond - FY 13/14	665,000	0	0	0	0	665,000	0	665,000
General Fund Transfer	267,974	17,974	50,000	50,000	50,000	50,000	50,000	250,000
Capital Projects Reserve Fund	302,026	302,026	0	0	0	0	0	0
Total, Evans Building Improvements	1,235,000	320,000	50,000	50,000	50,000	715,000	50,000	915,000
C Fleet Services Fuel Site Rehabilitation								
Methane Fund Transfer	150,000	0	0	0	0	150,000	0	150,000
Total, Fleet Services Fuel Site Rehabilitation	150,000	0	0	0	0	150,000	0	150,000
D Administration Building Generator Replacement								
General Obligation Bond - FY 2013/14	57,000	0	0	0	0	57,000	0	57,000
Total, Admin. Building Generator Replacement	57,000	0	0	0	0	57,000	0	57,000
E County Facility Stair, Sidewalk & Ramp Repair								
General Obligation Bond - FY 2009/10	120,000	120,000	0	0	0	0	0	0
General Obligation Bond - FY 2013/14	97,000	0	0	0	0	97,000	0	97,000
Total, Stair, Sidewalk & Ramp Repair	217,000	120,000	0	0	0	97,000	0	97,000
F County Facilities Parking Lot Repaving								
General Obligation Bond - FY 2009/10	715,000	715,000	0	0	0	0	0	0
Stormwater Fund	60,000	50,000	0	0	0	10,000	0	10,000
General Obligation Bond - FY 2013/14	90,000	0	0	0	0	90,000	0	90,000
Total, Parking Lot Repaving	865,000	765,000	0	0	0	100,000	0	100,000
G Main Detention Facility Kitchen & Laundry Upgrades								
Methane Fund Transfer	50,000	0	0	0	0	50,000	0	50,000
General Obligation Bond - FY 2009/10	197,350	197,350	0	0	0	0	0	0
Total, Detention Kitchen & Laundry Upgrades	247,350	197,350	0	0	0	50,000	0	50,000
H County Facility Security Enhancements								
Methane Fund Transfer	310,000	0	0	0	0	0	310,000	310,000
General Obligation Bond - FY 2009/10	100,000	100,000	0	0	0	0	0	0
Total, County Facility Security Enhancements	410,000	100,000	0	0	0	0	310,000	310,000
TOTAL, ALL CO. BUILDING & FACILITY PROJECTS	4,231,350	1,802,350	200,000	200,000	200,000	1,319,000	510,000	2,429,000

PROJECT	TOTAL	COMMITTED	FY	FY	FY	FY	FY	FY 2011-15
	PROJECT COST	FUNDING	2010/11	2011/12	2012/13	2013/14	2014/15	TOTAL
2 ROADS AND INTERSECTIONS								
A Countywide Asphalt Resurfacing								
Road Maintenance Fee	22,382,000	8,772,000	2,662,000	2,662,000	2,762,000	2,762,000	2,762,000	13,610,000
General Fund Transfer	750,000	750,000	0	0	0	0	0	0
State C Funds	8,304,000	3,114,000	1,038,000	1,038,000	1,038,000	1,038,000	1,038,000	5,190,000
Total, Countywide Asphalt Resurfacing	31,436,000	12,636,000	3,700,000	3,700,000	3,800,000	3,800,000	3,800,000	18,800,000
B Countywide Dirt Road Surfacing								
Road Maintenance Fee	892,000	310,000	99,000	107,000	66,000	160,000	150,000	582,000
Storm Water Fund Transfer	85,000	0	0	0	85,000	0	0	85,000
General Fund Transfer	40,000	40,000	0	0	0	0	0	0
Total, Countywide Dirt Road Surfacing	1,017,000	350,000	99,000	107,000	151,000	160,000	150,000	667,000
C Municipal Road Projects								
Road Maintenance Fee	6,152,800	2,150,000	784,700	792,500	800,500	808,500	816,600	4,002,800
Total, Municipal Road Projects	6,152,800	2,150,000	784,700	792,500	800,500	808,500	816,600	4,002,800
D Traffic Calming								
Road Maintenance Fee	275,000	25,000	50,000	50,000	50,000	50,000	50,000	250,000
General Fund Transfer	100,000	100,000	0	0	0	0	0	0
Total, Traffic Calming	375,000	125,000	50,000	50,000	50,000	50,000	50,000	250,000
E Seay Road Widening								
Road Maintenance Fee	242,500	0	0	0	0	0	242,500	242,500
Total, Seay Road Widening	242,500	0	0	0	0	0	242,500	242,500
F Westmoreland Road Widening								
Road Maintenance Fee	565,000	0	145,000	420,000	0	0	0	565,000
Storm Water Fund Transfer	25,000	0	0	25,000	0	0	0	25,000
State C Funds	300,000	0	0	300,000	0	0	0	300,000
Total, Westmoreland Road Widening	890,000	0	145,000	745,000	0	0	0	890,000
G Society Hill Road Improvements								
Road Maintenance Fee	190,300	0	0	190,300	0	0	0	190,300
Total, Society Hill Road Improvements	190,300	0	0	190,300	0	0	0	190,300
H Sterling Drive Extension								
Road Maintenance Fee	425,000	0	0	0	0	425,000	0	425,000
Storm Water Fund Transfer	75,000	0	0	0	0	75,000	0	75,000
Total, Sterling Drive Extension	500,000	0	0	0	0	500,000	0	500,000
I Sign Reflectivity Mandate								
Road Maintenance Fee	940,000	0	140,000	100,000	200,000	200,000	300,000	940,000
Total, Sign Reflectivity Mandate	940,000	0	140,000	100,000	200,000	200,000	300,000	940,000
TOTAL, ALL ROAD & INTERSECTION PROJECTS	41,743,600	15,261,000	4,918,700	5,684,800	5,001,500	5,518,500	5,359,100	26,482,600

<u>PROJECT</u>	<u>TOTAL PROJECT COST</u>	<u>COMMITTED FUNDING</u>	<u>FY 2010/11</u>	<u>FY 2011/12</u>	<u>FY 2012/13</u>	<u>FY 2013/14</u>	<u>FY 2014/15</u>	<u>FY 2011-15 TOTAL</u>
3 BRIDGES								
A Countywide Bridge & Culvert Repair & Maintenance								
Road Maintenance Fee	1,315,000	440,000	175,000	175,000	175,000	175,000	175,000	875,000
Stormwater Fund	1,325,000	200,000	225,000	225,000	225,000	225,000	225,000	1,125,000
General Fund	520,000	520,000	0	0	0	0	0	0
Total, Co. Bridge & Culvert Repair & Maint.	3,160,000	1,160,000	400,000	400,000	400,000	400,000	400,000	2,000,000
B Runion Road Bridge Replacement								
Road Maintenance Fee	160,000	110,000	50,000	0	0	0	0	50,000
Storm Water Fund Transfer	200,000	0	200,000	0	0	0	0	200,000
State C Funds	200,000	0	200,000	0	0	0	0	200,000
Total, Runion Road Bridge Replacement	560,000	110,000	450,000	0	0	0	0	450,000
C Clark Road Bridge Replacement								
Road Maintenance Fee	645,000	0	0	85,000	560,000	0	0	645,000
Storm Water Fund Transfer	350,000	0	0	50,000	300,000	0	0	350,000
Total, Clark Road Bridge Replacement	995,000	0	0	135,000	860,000	0	0	995,000
D Hampton Road Bridge Replacement								
Road Maintenance Fee	730,000	0	0	105,000	625,000	0	0	730,000
Storm Water Fund Transfer	325,000	0	0	50,000	275,000	0	0	325,000
Total, Hampton Road Bridge Replacement	1,055,000	0	0	155,000	900,000	0	0	1,055,000
E Kist Road Bridge Replacement								
Road Maintenance Fee	750,000	0	0	0	0	125,000	625,000	750,000
Storm Water Fund Transfer	370,000	0	0	0	0	60,000	310,000	370,000
Total, Kist Road Bridge Replacement	1,120,000	0	0	0	0	185,000	935,000	1,120,000
TOTAL, ALL BRIDGE PROJECTS	6,890,000	1,270,000	850,000	690,000	2,160,000	585,000	1,335,000	5,620,000
<u>PROJECT</u>	<u>TOTAL PROJECT COST</u>	<u>COMMITTED FUNDING</u>	<u>FY 2010/11</u>	<u>FY 2011/12</u>	<u>FY 2012/13</u>	<u>FY 2013/14</u>	<u>FY 2014/15</u>	<u>FY 2011-15 TOTAL</u>
4 SIDEWALKS & ALTERNATIVE TRANSPORTATION								
A Multi-Modal Transportation Infrastructure								
Methane Fund Transfer	300,000	0	0	0	100,000	100,000	100,000	300,000
Donation	190,000	190,000	0	0	0	0	0	0
General Fund Transfer	165,000	165,000	0	0	0	0	0	0
Total, Multi-Modal Transportation Infrastructure	655,000	355,000	0	0	100,000	100,000	100,000	300,000
TOTAL, ALL SIDEWALKS & ALT. TRANSPORTATION	655,000	355,000	0	0	100,000	100,000	100,000	300,000
<u>PROJECT</u>	<u>TOTAL PROJECT COST</u>	<u>COMMITTED FUNDING</u>	<u>FY 2010/11</u>	<u>FY 2011/12</u>	<u>FY 2012/13</u>	<u>FY 2013/14</u>	<u>FY 2014/15</u>	<u>FY 2011-15 TOTAL</u>
5 SOLID WASTE								
A Croft Landfill Methane Gas Collection System								
Methane Fund Transfer	175,000	0	0	0	175,000	0	0	175,000
Total, Croft Landfill Methane Gas Collection System	175,000	0	0	0	175,000	0	0	175,000
TOTAL, ALL SOLID WASTE PROJECTS	175,000	0	0	0	175,000	0	0	175,000
<u>PROJECT</u>	<u>TOTAL PROJECT COST</u>	<u>COMMITTED FUNDING</u>	<u>FY 2010/11</u>	<u>FY 2011/12</u>	<u>FY 2012/13</u>	<u>FY 2013/14</u>	<u>FY 2014/15</u>	<u>FY 2011-15 TOTAL</u>
6 PUBLIC SAFETY								
A Reidville EMS Station								
General Obligation Bond - FY 2009/10	100,000	100,000	0	0	0	0	0	0
General Obligation Bond - FY 2013/14	240,000	0	0	0	0	240,000	0	240,000
Total, Reidville EMS Station	340,000	100,000	0	0	0	240,000	0	240,000
B 9-1-1 Radio Equipment Upgrade								
9-1-1 Phone Fund Transfer	167,000	0	0	0	0	0	167,000	167,000
Total, 9-1-1 Radio Equipment Upgrade	167,000	0	0	0	0	0	167,000	167,000
TOTAL, ALL PUBLIC SAFETY PROJECTS	507,000	100,000	0	0	0	240,000	167,000	407,000

<u>PROJECT</u>	TOTAL PROJECT COST	COMMITTED FUNDING	FY 2010/11	FY 2011/12	FY 2012/13	FY 2013/14	FY 2014/15	FY 2011-15 TOTAL
7 TECHNOLOGY								
A 9-1-1 System & CPE Upgrade and Replacement								
9-1-1 Phone System Fund	749,000	214,000	107,000	107,000	107,000	107,000	107,000	535,000
Total, 9-1-1 System & CPE Upgrade and Repl.	749,000	214,000	107,000	107,000	107,000	107,000	107,000	535,000
B County Network Infrastructure								
General Fund Transfer	411,035	147,000	0	0	0	121,035	143,000	264,035
Capital Lease Proceeds	443,319	128,213	132,073	108,033	75,000	0	0	315,106
Total, County Network Infrastructure	854,354	275,213	132,073	108,033	75,000	121,035	143,000	579,141
C County Servers & Software Upgrade								
General Fund Transfer	477,000	197,000	0	0	0	160,000	120,000	280,000
Capital Lease Proceeds	614,004	110,888	169,374	162,854	170,888	0	0	503,116
Total, County Servers & Software Upgrade	1,091,004	307,888	169,374	162,854	170,888	160,000	120,000	783,116
D Desktop and Portable Computer Replacement								
Capital Lease Proceeds	2,373,000	373,000	400,000	400,000	400,000	400,000	400,000	2,000,000
Total, Desktop and Portable Computer Repl.	2,373,000	373,000	400,000	400,000	400,000	400,000	400,000	2,000,000
E Network Printer Replacement								
General Fund Transfer	63,000	0	0	0	0	31,500	31,500	63,000
Capital Lease Proceeds	94,500	0	31,500	31,500	31,500	0	0	94,500
Total, Network Printer Replacement	157,500	0	31,500	31,500	31,500	31,500	31,500	157,500
F Parks Information Technology Infrastructure								
Parks Commission General Operating Revenues	1,088,000	338,000	250,000	300,000	75,000	125,000	0	750,000
Total, Parks Information Technology Infrastruct.	1,088,000	338,000	250,000	300,000	75,000	125,000	0	750,000
TOTAL, ALL TECHNOLOGY PROJECTS	6,312,858	1,508,101	1,089,947	1,109,387	859,388	944,535	801,500	4,804,757
<u>PROJECT</u>	TOTAL PROJECT COST	COMMITTED FUNDING	FY 2010/11	FY 2011/12	FY 2012/13	FY 2013/14	FY 2014/15	FY 2011-15 TOTAL
8 COMMUNITY & ECONOMIC DEVELOPMENT								
A Target Community Infrastructure Improvements								
Community Development Block Grant (CDBG)	823,115	523,115	300,000	0	0	0	0	300,000
Total, Startex Community Infrastructure	823,115	523,115	300,000	0	0	0	0	300,000
B Affordable Housing and Housing Rehabilitation								
HOME Program	2,197,919	447,066	350,853	350,000	350,000	350,000	350,000	1,750,853
Community Development Block Grant (CDBG)	2,277,771	527,771	350,000	350,000	350,000	350,000	350,000	1,750,000
Total, Affordable Housing & Housing Rehab.	4,475,690	974,837	700,853	700,000	700,000	700,000	700,000	3,500,853
C Startex Infrastructure and Recreation								
Community Development Block Grant (CDBG)	395,000	0	10,000	135,000	145,000	105,000	0	395,000
Total, Startex Infrastructure and Recreation	395,000	0	10,000	135,000	145,000	105,000	0	395,000
TOTAL, ALL COMMUNITY & ECON. DEV. PROJECTS	5,693,805	1,497,952	1,010,853	835,000	845,000	805,000	700,000	4,195,853

PROJECT	TOTAL	COMMITTED	FY	FY	FY	FY	FY	FY 2011-15
	PROJECT COST	FUNDING	2010/11	2011/12	2012/13	2013/14	2014/15	TOTAL
9 VEHICLE AND CAPITAL EQUIPMENT REPLACEMENT								
A General Fund Vehicle & Capital Equip Replacement								
General Fund Vehicle & Capital Equip. Reserve	4,228,545	805,100	642,071	705,981	484,426	668,345	922,622	3,423,445
Sheriff's Office - Confiscated Assets	200,000	200,000	0	0	0	0	0	0
Capital Lease Financing Proceeds	10,304,556	2,032,873	2,720,298	938,118	821,176	827,246	2,964,845	8,271,683
Sale of Property - Vehicles & Capital Equipment	1,175,125	282,000	34,000	157,000	137,052	156,996	408,077	893,125
Total, General Fund Veh. & Cap. Equip. Fund	15,908,226	3,319,973	3,396,369	1,801,099	1,442,654	1,652,587	4,295,544	12,588,253
B Parks & Rec Fund Vehicle and Capital Equip Repl.								
Parks & Recreation Current Revenues	1,181,600	410,700	149,000	90,900	129,100	248,600	153,300	770,900
Total, Parks & Rec Vehicle & Capital Equip. Repl.	1,181,600	410,700	149,000	90,900	129,100	248,600	153,300	770,900
C Solid Waste Fund Vehicle and Capital Equip Repl.								
Solid Waste Fund Vehicle & Cap Equip. Reserve	4,289,700	1,565,900	858,041	519,844	147,707	692,597	505,611	2,723,800
Sale of Property - Vehicles & Capital Equipment	385,924	100,000	90,071	54,569	15,505	72,704	53,075	285,924
Total, Solid Waste Vehicle & Capital Equip. Repl.	4,675,624	1,665,900	948,112	574,413	163,212	765,301	558,686	3,009,724
D Other Funds Vehicle and Capital Equip Repl.								
Community Development Fund	40,585	0	0	13,762	0	12,643	14,180	40,585
Fleet Services Fund	216,404	0	0	50,333	61,736	104,335	0	216,404
SADAC Fund	47,952	0	14,500	0	19,413	14,039	0	47,952
Stormwater Fund	36,170	0	0	17,905	0	18,265	0	36,170
Special Revenue Fund - State C Funds	43,341	12,500	0	12,394	0	0	18,447	30,841
Total, Other Funds Vehicle & Capital Equip. Repl.	384,452	12,500	14,500	94,394	81,149	149,282	32,627	371,952
TOTAL, ALL VEHICLE & CAP EQUIP REPL PROJECTS	22,149,902	5,409,073	4,507,981	2,560,806	1,816,115	2,815,770	5,040,157	16,740,829
10 PARKS & RECREATION								
A Countywide Trail Development								
Federal Transportation Enhancement Grant	100,000	100,000	0	0	0	0	0	0
Hospitality Tax	950,000	200,000	0	0	750,000	0	0	750,000
Hospitality Tax - COPs Issue	2,000,000	2,000,000	0	0	0	0	0	0
Total, Countywide Trail Development	3,050,000	2,300,000	0	0	750,000	0	0	750,000
B Tyger River Regional Park Development								
Hospitality Tax	1,200,000	700,000	500,000	0	0	0	0	500,000
Hospitality Tax - COPs Issue	13,503,137	13,503,137	0	0	0	0	0	0
Total, Tyger River Regional Park Dev.	14,703,137	14,203,137	500,000	0	0	0	0	500,000
C Va-Du-Mar McMillan Regional Park Development								
State of South Carolina - PARD Grant	200,000	200,000	0	0	0	0	0	0
Hospitality Tax	2,900,000	700,000	0	0	0	750,000	1,450,000	2,200,000
Total, Va-Du-Mar McMillan Park Development	3,100,000	900,000	0	0	0	750,000	1,450,000	2,200,000
D Holston Creek Regional Park Development								
Hospitality Tax	500,000	0	0	0	500,000	0	0	500,000
Total, Holston Creek Regional Park Dev.	500,000	0	0	0	500,000	0	0	500,000
E Outdoor Adventure Center								
Hospitality Tax	4,200,000	0	1,200,000	3,000,000	0	0	0	4,200,000
Total, Outdoor Adventure Center	4,200,000	0	1,200,000	3,000,000	0	0	0	4,200,000
F Spartanburg Parks Commission Office Relocation								
Parks Commission General Operating Revenues	1,350,000	0	1,350,000	0	0	0	0	1,350,000
Hospitality Tax	0	0	0	0	0	0	0	0
Total, SPC Office Relocation	1,350,000	0	1,350,000	0	0	0	0	1,350,000
TOTAL, ALL PARKS & RECREATION PROJECTS	26,903,137	17,403,137	3,050,000	3,000,000	1,250,000	750,000	1,450,000	9,500,000

RECOMMENDED FY 2011-15 CAPITAL IMPROVEMENT PLAN SUMMARY PROPOSED FUNDING SOURCES WITH APPLICABLE PROJECTS

REVENUE SOURCE/PROJECTS	COMMITTED FUNDING	FY 2010/11	FY 2011/12	FY 2012/13	FY 2013/14	FY 2014/15	TOTAL FY 2011-15
9-1-1 PHONE FUND							
9-1-1 System & CPE Upgrade and Replacement	214,000	107,000	107,000	107,000	107,000	107,000	535,000
9-1-1 Radio Equipment Upgrade	0	0	0	0	0	167,000	167,000
TOTAL, 9-1-1 PHONE FUND	214,000	107,000	107,000	107,000	107,000	274,000	702,000
CAPITAL LEASE FINANCING PROCEEDS							
General Fund Vehicle & Capital Equipment Repl.	2,032,873	2,720,298	938,118	821,176	827,246	2,964,845	8,271,683
County Network Infrastructure	128,213	132,073	108,033	75,000	0	0	315,106
County Servers and Software Upgrade	110,888	169,374	162,854	170,888	0	0	503,116
Desktop and Portable Computer Replacement	373,000	400,000	400,000	400,000	400,000	400,000	2,000,000
Network Printer Replacement	0	31,500	31,500	31,500	0	0	94,500
TOTAL, CAPITAL LEASE FINANCING PROCEEDS	2,644,974	3,453,245	1,640,505	1,498,564	1,227,246	3,364,845	11,184,405
CAPITAL PROJECTS RESERVE FUND							
Evans Building Improvements	302,026	0	0	0	0	0	0
TOTAL, CAPITAL PROJECTS RESERVE FUND	302,026	0	0	0	0	0	0
COMMUNITY DEVELOPMENT BLOCK GRANT (CDBG)							
Affordable Housing and Housing Rehabilitation	527,771	350,000	350,000	350,000	350,000	350,000	1,750,000
Startex Infrastructure and Recreation	0	10,000	135,000	145,000	105,000	0	395,000
Target Community Infrastructure Improvements	523,115	300,000	0	0	0	0	300,000
TOTAL, CDBG FUNDING	1,050,886	660,000	485,000	495,000	455,000	350,000	2,445,000
COMMUNITY DEVELOPMENT FUND							
Other Funds Vehicle and Capital Equip Replacement	0	0	13,762	0	12,643	14,180	40,585
DONATION							
Multi-modal Transportation Infrastructure	190,000	0	0	0	0	0	0
FEDERAL TRANSPORTATION ENHANCEMENT GRANT							
Countywide Trail Development	100,000	0	0	0	0	0	0
FLEET SERVICES FUND							
Other Funds Vehicle and Capital Equip Replacement	0	0	50,333	61,736	104,335	0	216,404
GENERAL FUND TRANSFER							
County Network Infrastructure	147,000	0	0	0	121,035	143,000	264,035
County Servers & Software Upgrade	197,000	0	0	0	160,000	120,000	280,000
Countywide Asphalt Resurfacing	750,000	0	0	0	0	0	0
Countywide Bridge & Culvert Repair & Maintenance	520,000	0	0	0	0	0	0
Countywide Dirt Road Resurfacing	40,000	0	0	0	0	0	0
Detention Facility Repairs and Maintenance	300,000	150,000	150,000	150,000	150,000	150,000	750,000
Evans Building Improvements	17,974	50,000	50,000	50,000	50,000	50,000	250,000
Multi-Modal Transportation Infrastructure	165,000	0	0	0	0	0	0
Network Printer Replacement	0	0	0	0	31,500	31,500	63,000
Traffic Calming	100,000	0	0	0	0	0	0
TOTAL, GENERAL FUND TRANSFER	2,236,974	200,000	200,000	200,000	512,535	494,500	1,607,035
GENERAL FUND VEHICLE & CAPITAL EQUIP. RESERVE							
General Fund Vehicle & Capital Equipment Repl.	805,100	642,071	705,981	484,426	668,345	922,622	3,423,445

**RECOMMENDED FY 2011-15
CAPITAL IMPROVEMENT PLAN SUMMARY
PROPOSED FUNDING SOURCES WITH APPLICABLE PROJECTS**

REVENUE SOURCE/PROJECTS	COMMITTED FUNDING	FY 2010/11	FY 2011/12	FY 2012/13	FY 2013/14	FY 2014/15	TOTAL FY 2011-15
GENERAL OBLIGATION BOND - FY 2009/10							
County Facilities Parking Lot Repaving	715,000	0	0	0	0	0	0
County Facilities Security Enhancements	100,000	0	0	0	0	0	0
County Facilities Stair, Sidewalk & Ramp Repair	120,000	0	0	0	0	0	0
Main Detention Facility Kitchen & Laundry Upgrades	197,350	0	0	0	0	0	0
Reidville Ems Station	100,000	0	0	0	0	0	0
TOTAL, GENERAL OBLIGATION BOND - FY 2009/10	1,232,350	0	0	0	0	0	0
GENERAL OBLIGATION BOND - FY 2013/14							
Administration Building Generator Replacement	0	0	0	0	57,000	0	57,000
County Facilities Parking Lot Repaving	0	0	0	0	90,000	0	90,000
County Facilities Stair, Sidewalk & Ramp Repair	0	0	0	0	97,000	0	97,000
Evans Building Improvements	0	0	0	0	665,000	0	665,000
Reidville EMS Station	0	0	0	0	240,000	0	240,000
TOTAL, GENERAL OBLIGATION BOND - FY 13/14	0	0	0	0	1,149,000	0	1,149,000
HOME PROGRAM							
Affordable Housing and Housing Rehabilitation	447,066	350,853	350,000	350,000	350,000	350,000	1,750,853
TOTAL, HOME PROGRAM	447,066	350,853	350,000	350,000	350,000	350,000	1,750,853
HOSPITALITY TAX							
Countywide Trail Development	200,000	0	0	750,000	0	0	750,000
Holston Creek Regional Park Development	0	0	0	500,000	0	0	500,000
Outdoor Adventure Center	0	1,200,000	3,000,000	0	0	0	4,200,000
Tyger River Regional Park Development	700,000	500,000	0	0	0	0	500,000
Va-Du-Mar McMillan Regional Park Development	700,000	0	0	0	750,000	1,450,000	2,200,000
TOTAL, HOSPITALITY TAX	1,600,000	1,700,000	3,000,000	1,250,000	750,000	1,450,000	8,150,000
HOSPITALITY TAX - COPs ISSUE							
Countywide Trail Development	2,000,000	0	0	0	0	0	0
Tyger River Regional Park Development	13,503,137	0	0	0	0	0	0
TOTAL, HOSPITALITY TAX - COPs ISSUE	15,503,137	0	0	0	0	0	0
METHANE FUND TRANSFER							
County Facilities Security Enhancements	0	0	0	0	0	310,000	310,000
Croft Landfill Methane Gas Collection System	0	0	0	175,000	0	0	175,000
Fleet Services Fuel Site Rehabilitation	0	0	0	0	150,000	0	150,000
Main Detention Facility Kitchen & Laundry Upgrades	0	0	0	0	50,000	0	50,000
Multi-Modal Transportation Infrastructure	0	0	0	100,000	100,000	100,000	300,000
TOTAL, METHANE FUND TRANSFER	0	0	0	275,000	300,000	410,000	985,000
PARKS COMMISSION GENERAL OPERATING REVENUES							
Parks & Recreation Vehicle and Capital Equipment Repl.	410,700	149,000	90,900	129,100	248,600	153,300	770,900
Parks Information Technology Infrastructure	338,000	250,000	300,000	75,000	125,000	0	750,000
Spartanburg Parks Commission Office Relocation	0	1,350,000	0	0	0	0	1,350,000
TOTAL, PARKS COMMISSION GENERAL OPERATING REV.	748,700	1,749,000	390,900	204,100	373,600	153,300	2,870,900

RECOMMENDED FY 2011-15 CAPITAL IMPROVEMENT PLAN SUMMARY PROPOSED FUNDING SOURCES WITH APPLICABLE PROJECTS

REVENUE SOURCE/PROJECTS	COMMITTED FUNDING	FY 2010/11	FY 2011/12	FY 2012/13	FY 2013/14	FY 2014/15	TOTAL FY 2011-15
ROAD MAINTENANCE FEE FUND							
Clark Road Bridge Replacement	0	0	85,000	560,000	0	0	645,000
Countywide Asphalt Resurfacing	8,772,000	2,662,000	2,662,000	2,762,000	2,762,000	2,762,000	13,610,000
Countywide Bridge & Culvert Repair & Maintenance	440,000	175,000	175,000	175,000	175,000	175,000	875,000
Countywide Dirt Road Surfacing	310,000	99,000	107,000	66,000	160,000	150,000	582,000
Hampton Road Bridge Replacement	0	0	105,000	625,000	0	0	730,000
Kist Road Bridge Replacement	0	0	0	0	125,000	625,000	750,000
Municipal Road Projects	2,150,000	784,700	792,500	800,500	808,500	816,600	4,002,800
Runion Road Bridge Replacement	110,000	50,000					50,000
Seay Road Widening	0	0	0	0	0	242,500	242,500
Sign Retroreflectivity Mandate	0	140,000	100,000	200,000	200,000	300,000	940,000
Society Hill Road Improvements	0	0	190,300	0	0	0	190,300
Sterling Drive Extension	0	0	0	0	425,000	0	425,000
Traffic Calming	25,000	50,000	50,000	50,000	50,000	50,000	250,000
Westmoreland Road Widening	0	145,000	420,000	0	0	0	565,000
TOTAL, ROAD MAINTENANCE FEE FUND	11,807,000	4,105,700	4,686,800	5,238,500	4,705,500	5,121,100	23,857,600
SADAC FUND							
Other Funds Vehicle and Capital Equipment Repl.	0	14,500	0	19,413	14,039	0	47,952
SALE OF PROPERTY - VEHICLES & CAP. EQUIP.							
General Fund Vehicle & Capital Equipment Repl.	282,000	34,000	157,000	137,052	156,996	408,077	893,125
Solid Waste Fund Vehicle & Capital Equipment Repl.	100,000	90,071	54,569	15,505	72,704	53,075	285,924
TOTAL, SALE OF PROPERTY	382,000	124,071	211,569	152,557	229,700	461,152	1,179,049
SHERIFF'S OFFICE - CONFISCATED ASSETS							
General Fund Vehicle & Capital Equipment Repl.	200,000	0	0	0	0	0	0
SOLID WASTE FUND VEHICLE & CAP. EQUIP. RESERVE							
Solid Waste Fund Vehicle & Capital Equip. Repl.	1,565,900	858,041	519,844	147,707	692,597	505,611	2,723,800
SOLID WASTE FUND							
TOTAL, SOLID WASTE FUND	0	0	0	0	0	0	0
SOLID WASTE REVENUE BOND - FY 2009/10							
TOTAL, SOLID WASTE REVENUE BOND FY 2009/10	0	0	0	0	0	0	0
SPECIAL REVENUE FUND - STATE C FUNDS							
Other Funds Vehicle and Capital Equip Replacement	12,500	0	12,394	0	0	18,447	30,841
STATE C FUNDS							
Countywide Asphalt Resurfacing	3,114,000	1,038,000	1,038,000	1,038,000	1,038,000	1,038,000	5,190,000
Runion Road Bridge Replacement	0	200,000	0	0	0	0	200,000
Westmoreland Road Widening	0	0	300,000	0	0	0	300,000
TOTAL, STATE C FUNDS	3,114,000	1,238,000	1,338,000	1,038,000	1,038,000	1,038,000	5,690,000
STATE OF SOUTH CAROLINA - PARD GRANT							
Va-Du-Mar McMillan Regional Park Development	200,000	0	0	0	0	0	0

**RECOMMENDED FY 2011-15
CAPITAL IMPROVEMENT PLAN SUMMARY
PROPOSED FUNDING SOURCES WITH APPLICABLE PROJECTS**

REVENUE SOURCE/PROJECTS	<i>COMMITTED FUNDING</i>	FY 2010/11	FY 2011/12	FY 2012/13	FY 2013/14	FY 2014/15	TOTAL FY 2011-15
STORMWATER FUND							
Clark Road Bridge Replacement	0	0	50,000	300,000	0	0	350,000
Countywide Bridge & Culvert Repair & Maintenance	200,000	225,000	225,000	225,000	225,000	225,000	1,125,000
Countywide Dirt Road Surfacing	0	0	0	85,000	0	0	85,000
County Facilities Parking Lot Repaving	50,000	0	0	0	10,000	0	10,000
Hampton Road Bridge Replacement	0	0	50,000	275,000	0	0	325,000
Kist Road Bridge Replacement	0	0	0	0	60,000	310,000	370,000
Other Funds Vehicle and Capital Equip Replacement	0	0	17,905	0	18,265	0	36,170
Runion Road Bridge Replacement	0	200,000	0	0	0	0	200,000
Sterling Drive Extension	0	0	0	0	75,000	0	75,000
Westmoreland Road Widening	0	0	25,000	0	0	0	25,000
TOTAL, STORMWATER FUND	250,000	425,000	367,905	885,000	388,265	535,000	2,601,170
TOTAL, ALL REVENUE SOURCES	44,606,613	15,627,481	14,079,993	12,407,003	13,077,805	15,462,757	70,655,039

(PAGE LEFT BLANK INTENTIONALLY)